



# ROADMAP<sup>TM</sup>

**STUDENTS' BOOK**



Amanda Maris






# Contents

## FAST-TRACK ROUTE

MAIN LESSON	GRAMMAR/FUNCTION	VOCABULARY	PRONUNCIATION	SPEAKING GOAL
<b>UNIT 1</b> page 6				
<b>1A</b> Hello page 6	be: <i>I and you</i>	countries	short forms of <i>be</i>	introduce yourself to other students
<b>1B</b> Jobs page 8	<i>be: he/she/it</i>	jobs	short forms of <i>be</i>	ask and answer about jobs
<b>1C</b> Nationalities page 10	<i>be: you/we/they</i>	nationalities	short forms of <i>be</i>	talk about different nationalities
<b>1D</b> English in action page 12	ask for and give contact information			ask for and give contact information
Check and reflect page 13  Go online for the Roadmap video.				
<b>UNIT 2</b> page 14				
<b>2A</b> Families page 14	possessive <i>'s, I/my, you/your, etc.</i>	family	words that sound the same	talk about your family
<b>2B</b> Everyday things page 16	<i>this, that, these and those</i>	everyday objects (1)	<i>this and these</i>	talk about everyday objects
<b>2C</b> Numbers page 18	question words with <i>be</i>	numbers 1-100	forms of <i>be</i> with question words	ask questions about other people
<b>2D</b> English in action page 20	pay for things in a shop			pay for things in a shop
Check and reflect page 21  Go online for the Roadmap video.				
<b>UNIT 3</b> page 22				
<b>3A</b> My town page 22	<i>There is/There are</i> ; singular and plural nouns	places in town	short forms of <i>there is</i> and <i>there are</i>	say what's in a town
<b>3B</b> Is there wifi? page 24	<i>Is there a/an ...?/Are there any ...?</i>	rooms and things in a home	intonation in questions and answers	talk about a flat
<b>3C</b> It's expensive! page 26	position of adjectives	describing places	sentences stress	describe a town or a city
<b>3D</b> English in action page 28	ask for and give directions			ask for and give directions
Check and reflect page 29  Go online for the Roadmap video.				
<b>UNIT 4</b> page 30				
<b>4A</b> You've got a friend page 30	<i>have/has got</i>	describing people	short forms of <i>have/has got</i>	describe people
<b>4B</b> Have you got it? page 32	<i>have/has got</i> : questions	everyday objects (2)	strong and weak forms of <i>have</i> and <i>has</i>	prepare for a trip
<b>4C</b> Dos and don'ts page 34	imperatives	common verbs	sentence stress	give advice
<b>4D</b> English in action page 36	tell the time			tell the time
Check and reflect page 37  Go online for the Roadmap video.				
<b>UNIT 5</b> page 38				
<b>5A</b> My week page 38	present simple: <i>I/you/we/they</i>	days of the week, everyday activities	sentence stress	describe part of your week
<b>5B</b> A long journey page 40	present simple questions: <i>I/we/you/they</i>	travel and transport	strong and weak forms of <i>do</i>	talk about how you travel to work/university
<b>5C</b> Food and drink page 42	present simple with frequency adverbs	food and drink	word stress in frequency adverbs	take part in a survey about being healthy
<b>5D</b> English in action page 44	order food and drink			order food and drink
Check and reflect page 45  Go online for the Roadmap video.				

## EXTENDED ROUTE

DEVELOP YOUR SKILLS LESSON	GOAL	FOCUS
<b>1A Develop your reading</b> page 86	understand a simple online profile	understanding capital letters
<b>1B Develop your listening</b> page 87	understand short conversations about personal details	understanding answers to questions
<b>1C Develop your writing</b> page 88	write a short personal profile	using capital letters and full stops
<b>2A Develop your reading</b> page 89	read a description of a photo	understanding subject pronouns and possessive adjectives
<b>2B Develop your writing</b> page 90	complete a form	completing forms
<b>2C Develop your listening</b> page 91	understand a description of classmates	understanding numbers
<b>3A Develop your reading</b> page 92	read a description of a place	understanding <i>and</i> and <i>but</i>
<b>3B Develop your listening</b> page 93	understand a description of a house	noticing intonation in lists
<b>3C Develop your writing</b> page 94	write about your town	using <i>and</i> and <i>but</i>
<b>4A Develop your reading</b> page 95	understand a short text	understanding punctuation: apostrophes
<b>4B Develop your listening</b> page 96	understand a short, informal conversation	understanding questions
<b>4C Develop your writing</b> page 97	write a message to a friend	using basic punctuation
<b>5A Develop your reading</b> page 98	understand a blog	understanding sequence adverbs
<b>5B Develop your listening</b> page 99	understand short, factual conversations	using pictures to help you listen
<b>5C Develop your writing</b> page 100	write an informal message	using correct word order





# Contents

## FAST-TRACK ROUTE

MAIN LESSON	GRAMMAR/FUNCTION	VOCABULARY	PRONUNCIATION	SPEAKING GOAL
<b>UNIT 6</b> page 46				
<b>6A</b> Good and bad habits page 46	present simple: <i>he/she/it</i>	time expressions	verb endings: /s/, /z/ and /ɪz/	talk about another person's habits
<b>6B</b> Jobs around the house page 48	present simple questions: <i>he/she/it</i>	jobs around the house	strong and weak forms of <i>does</i>	ask and answer about things people often do
<b>6C</b> Skills page 50	<i>can/can't</i> for ability	skills	strong and weak forms of <i>can</i>	ask and answer about things you can and can't do
<b>6D</b> English in action page 52	make requests			make requests
Check and reflect page 53  Go online for the Roadmap video.				
<b>UNIT 7</b> page 54				
<b>7A</b> Questions page 54	<i>wh-</i> questions	places	intonation in questions	ask and answer about a place
<b>7B</b> A good day page 56	<i>was/were, there was/were</i>	months, dates	short forms of <i>was not</i> and <i>were not</i>	talk about good days
<b>7C</b> How was it? page 58	<i>was/were</i> (questions), <i>there was/were</i> (questions)	adjectives	strong and weak forms of <i>was</i> and <i>were</i>	ask and answer about past events
<b>7D</b> English in action page 60	buy travel tickets			buy travel tickets
Check and reflect page 61  Go online for the Roadmap video.				
<b>UNIT 8</b> page 62				
<b>8A</b> 8A When I was young page 62	past simple (regular verbs)	verb phrases	verb endings: /t/, /d/ and /ɪd/	give a talk about when you were young
<b>8B</b> 8B You had a bad day page 64	past simple (irregular verbs)	irregular verbs	silent letter in <i>didn't</i>	talk about a bad day
<b>8C</b> 8C Good places page 66	past simple (questions)	holiday activities	linking sounds	talk about a holiday
<b>8D</b> 8D English in action page 68	greet people			greet people
Check and reflect page 69  Go online for the Roadmap video.				
<b>UNIT 9</b> page 70				
<b>9A</b> 9A Family photos page 70	object pronouns ( <i>me, him, her, etc.</i> )	prepositions of place	weak form of object pronouns	talk about the people in a photo
<b>9B</b> 9B Hobbies page 72	<i>like/enjoy/love/hate + -ing</i>	hobbies	weak form of <i>-ing</i>	ask and answer about things you and I like doing
<b>9C</b> 9C Study habits page 74	<i>why</i> and <i>because</i>	learning a language	<i>because</i>	ask and answer about study habits
<b>9D</b> 9D English in action page 76	make and respond to suggestions			make and respond to suggestions
Check and reflect page 77  Go online for the Roadmap video.				
<b>UNIT 10</b> page 78				
<b>10A</b> 10A Goals page 78	<i>would like/love to</i>	collocations	short form of <i>would</i>	ask and answer about dreams and wishes
<b>10B</b> 10B Party time page 80	<i>be going to</i>	party vocabulary	<i>going to</i>	talk about plans for a class party
<b>10C</b> 10C My plans page 82	<i>be going to</i> : questions	seasons, time expressions	linking words	ask and answer about plans for the year
<b>10D</b> 10D English in action page 84	make and respond to invitations			make and respond to invitations
Check and reflect page 85  Go online for the Roadmap video.				
Grammar bank page 116      Vocabulary bank page 136      Communication review 146				

## EXTENDED ROUTE

DEVELOP YOUR SKILLS LESSON	GOAL	FOCUS	
			
<b>6A Develop your writing</b> page 101	write about a daily routine	using time expressions	
<b>6B Develop your listening</b> page 102	understand short conversations	linking between words	
<b>6C Develop your reading</b> page 103	understand a short text	understanding titles	
			
<b>7A Develop your writing</b> page 104	write directions	using sequence adverbs	
<b>7B Develop your listening</b> page 105	understand a short conversation about events	understanding present and past	
<b>7C Develop your reading</b> page 106	understand short texts	finding dates, times and place names	
			
<b>8A Develop your reading</b> page 107	understand a short story	understanding <i>a/an</i> and <i>the</i>	
<b>8B Develop your writing</b> page 108	write a description of your last birthday	planning your writing	
<b>8C Develop your listening</b> page 109	understand directions	listening for sequence adverbs	
			
<b>9A Develop your reading</b> page 110	understand short messages	understanding subject and object pronouns	
<b>9B Develop your listening</b> page 111	understand people's feelings	listening for how people feel	
<b>9C Develop your writing</b> page 112	write a short text	using <i>because</i>	
			
<b>10A Develop your reading</b> page 113	understand a short article	understanding paragraphs	
<b>10B Develop your listening</b> page 114	understand a conversation about plans	checking information and showing understanding	
<b>10C Develop your writing</b> page 115	write a short message for an online discussion	using subject and object pronouns	



# 1A

# Hello



A John Miller, the UK



B Maria Fernandez, Spain

- › **Goal:** introduce yourself to other students
- › **Grammar:** *be: I and you*
- › **Vocabulary:** countries

## Vocabulary

1 a Match flags 1–12 with the countries in the box.

Argentina Brazil Canada Italy Japan  
Mexico Poland Spain Thailand the UK  
the US Turkey

1 Canada



b 1.1 Listen and check your answers. Then listen again and repeat.

2 a 1.2 Listen and complete the table.

Argentina Brazil Canada Italy Japan  
Mexico Poland Spain Thailand Turkey

o	Oo	oO	Ooo	ooOo
_____	Poland	Japan	_____	_____
_____	_____	_____	_____	_____
_____	_____	_____	_____	_____

b Listen again and repeat.

c How do you say your country in English? Underline the stressed syllable.

*Brazil Italy*

3 Work in pairs. Look at photos A–F and roleplay conversations.

A: Hello, I'm Maria.

B: Hi, Maria. I'm John.

A: Where are you from?

B: I'm from the UK. Where are you from?



C Ela Atan, Turkey

## Reading and listening

4 a 1.3 Listen to two conversations at a language conference. Complete them with the correct countries.



### Conversation 1

A: Hello, I'm Juan. Nice to meet you.

B: Nice to meet you, too. I'm Akiko.

A: Hi. Are you here for the conference?

B: Yes, I am. Are you a teacher?

A: No, I'm not. I'm the manager of a language school.

B: Where are you from?

A: I'm from <sup>1</sup>\_\_\_\_\_. How about you?

B: I'm from <sup>2</sup>\_\_\_\_\_. I'm a university teacher.

### Conversation 2

A: Hi, are you Lucy?

B: Yes, I am. Barbara?

A: Yes, I'm Barbara. Nice to meet you. Sorry, am I late?

B: No, you aren't.

A: Great. So where are you from, Lucy?

B: I'm from <sup>3</sup>\_\_\_\_\_. Are you from Spain?

A: No, I'm not. I'm from <sup>4</sup>\_\_\_\_\_.

b Listen again and repeat.

c Work in pairs. Practise the conversations.





Amy Desmond, the US D



Santos Flores, Mexico E



Masayuki Ogawa, Japan F

## Grammar

5 Read and complete the grammar box.

### be: I and you

+	I'm Juan. I'm a university teacher. You're on time.		
?	Am I late?	+	Yes, <b>you are</b> .
		-	No, <b>you aren't</b> .
?	Are you a teacher? Are you from Spain?	+	Yes, <b>I am</b> .
		-	No, <b>I'm not</b> .

with *where*

*Where are you from?*

*I'm from Mexico.*

Short forms

1 \_\_\_\_\_ = I am

2 \_\_\_\_\_ = you are

3 \_\_\_\_\_ = are not

6 a 1.4 Listen to the sentences. Notice the pronunciation of the short forms in blue.

- I'm from Mexico.
- I'm not a teacher.
- You're on time.
- You aren't late.

b Listen again and repeat.

7 a Complete the conversation with the correct form of *be*.

A: Hello. <sup>1</sup>\_\_\_\_\_ you here for the conference?

B: Yes, I <sup>2</sup>\_\_\_\_\_. I <sup>3</sup>\_\_\_\_\_ Laura.

A: I <sup>4</sup>\_\_\_\_\_ Elif.

B: Nice to meet you.

A: Nice to meet you, too. <sup>5</sup>\_\_\_\_\_ you from the US?

B: No, I <sup>6</sup>\_\_\_\_\_ not. I'm from Toronto in Canada. Where <sup>7</sup>\_\_\_\_\_ you from?

A: I <sup>8</sup>\_\_\_\_\_ from Ankara in Turkey.

b 1.5 Listen and check your answers.

8 Work in pairs. Roleplay conversations with the information below. Use Exercise 7a to help you.

Conversation 1	Conversation 2
<b>Name:</b> Diego Castillo <b>City:</b> Buenos Aires <b>Country:</b> Argentina	<b>Name:</b> Ana Santos <b>City:</b> São Paulo <b>Country:</b> Brazil
<b>Name:</b> Sofia Romano <b>City:</b> Milan <b>Country:</b> Italy	<b>Name:</b> Aleksander Nowicki <b>City:</b> Warsaw <b>Country:</b> Poland

Go to page 116 or your app for more information and practice.

## Speaking

### PREPARE

9 Complete the conference card with your information.

### 10th International Language Conference

Name: \_\_\_\_\_

City: \_\_\_\_\_

Country: \_\_\_\_\_

student  school teacher  university teacher  
 language school teacher  manager

### SPEAK

10 Work in groups. You are at the language conference. Introduce yourself to the other students.

**A:** Hi. I'm Mehmet Osman.

**B:** Hello. I'm Lana Cruz. Nice to meet you.

**A:** Nice to meet you, too. Where are you from?

Develop  
your  
reading  
page 86

# 1B

## Jobs

Name: Josh King

Job: 1 \_\_\_\_\_  
 City: Chicago  
 Country: the US



Name: Amy Gardner

Job: 2 \_\_\_\_\_  
 City: Norwich  
 Country: the UK

- ▶ **Goal:** ask and answer about jobs
- ▶ **Grammar:** *be; he/she/it*
- ▶ **Vocabulary:** jobs



Name: Yolanda Alvarez

Job: 5 \_\_\_\_\_  
 City: Guadalajara  
 Country: Mexico



Name: Santiago Castillo

Job: 6 \_\_\_\_\_  
 City: Mendoza  
 Country: Argentina



Name: Emilio Garcia

Job: 7 \_\_\_\_\_  
 City: Valencia  
 Country: Spain

Name: Mali Arak

Job: 8 \_\_\_\_\_  
 City: Chiang Mai  
 Country: Thailand



## Vocabulary

1 a Look at the map and the profiles. Where are the people from?

b Complete 1–8 in the profiles with jobs a–h.

- |                   |                 |
|-------------------|-----------------|
| a football player | e farmer        |
| b doctor          | f nurse         |
| c school teacher  | g taxi driver   |
| d pilot           | h office worker |

c 1.6 Listen and underline the stressed syllables in the jobs in Exercise 1b. Then listen again and repeat.

*football player*

2 Work in pairs. Choose a person from Exercise 1a. Then ask and answer questions about the person.

**A:** *Are you from Poland?*

**B:** *No, I'm not.*

**A:** *Are you a football player?*

**B:** *Yes, I am. I'm Santiago.*

Go to page 136 or your app for more vocabulary and practice.

## Reading

3 Read the web page. Match people 1–3 with jobs a–c.

- |        |                 |
|--------|-----------------|
| 1 Lucy | a office worker |
| 2 Paul | b doctor        |
| 3 Mila | c nurse         |

### Green Cross Hospital

#### About us

Green Cross Hospital is a small hospital. It's in Manchester in the UK.

#### Hospital staff

##### Lucy Brown

Lucy is from London. She's a doctor.


##### Paul Turner

Paul is from Manchester. He's a nurse.

##### Mila Kowalski

Mila is from Toronto. She's an office worker at the hospital.





Name: Lidia Nowak

Job: <sup>3</sup> \_\_\_\_\_

City: Torun

Country: Poland



Name: Sakura Sato

Job: <sup>4</sup> \_\_\_\_\_

City: Nagoya

Country: Japan

**4 a** Read the web page again. Choose the correct option, a or b, to answer the questions.

- Is the hospital in London?
  - Yes, it is.
  - No, it isn't.
- Is Paul from the UK?
  - Yes, he is.
  - No, he isn't.
- Is Mila a doctor?
  - No, she isn't a doctor. She's a nurse.
  - No, she isn't a doctor. She's an office worker.

**b** Underline all the examples of 's, is and isn't in Exercises 3 and 4a.

## Grammar

**5 a** Read and complete the grammar box with 's and isn't.

**be: he/she/it**

+	-
He's a nurse.	He isn't from the UK.
She <sup>1</sup> _____ a doctor.	She isn't from Canada.
It <sup>2</sup> _____ a small hospital.	It <sup>3</sup> _____ a big hospital.

?	+	-
Is he from the UK?	Yes, <b>he is</b> .	No, <b>he isn't</b> .
Is she a doctor?	Yes, <b>she is</b> .	No, <b>she isn't</b> .
Is it in London?	Yes, <b>it is</b> .	No, <b>it isn't</b> .

**with where**

**Where's she from?** She <sup>4</sup> \_\_\_\_\_ from Spain.

**b** **1.7** Listen to the sentences. Notice the pronunciation of the short forms in blue.

- She's a doctor.
- He's a nurse.
- It's a small hospital.
- Where's she from?
- She isn't a doctor.
- Mila's an office worker.

**c** Listen again and repeat.

**6** **1.8** Choose the correct alternatives. Then listen and check your answers.

- A: So, Patrick are you a football player?  
 B: Yes, <sup>1</sup> / I'm / it is a football player in the UK.  
 A: <sup>2</sup> It is / Is it a good team?  
 B: Yes, <sup>3</sup> it is / it's.  
 A: <sup>4</sup> Is the manager / The manager is nice?  
 B: Yes, <sup>5</sup> he's / is he OK.  
 A: <sup>6</sup> He's / Is he from the UK?  
 B: No, he <sup>7</sup> isn't / not.  
 A: Where <sup>8</sup> s he / he from?  
 B: <sup>9</sup> He's / Is from Argentina.

**7 a** Look at the profiles in Exercise 1a again. Answer the questions.

- Is Mali from Japan?  
*No, she isn't. She's from Thailand.*
- Is Santiago a pilot?
- Is Sakura a farmer?
- Is Emilio a nurse?
- Is Josh a school teacher?
- Is Yolanda a doctor?

**b** Complete the profiles for two people. Work in pairs and tell your partner about them.

Name: \_\_\_\_\_  
 Job: \_\_\_\_\_  
 City: \_\_\_\_\_  
 Country: \_\_\_\_\_



Name: \_\_\_\_\_  
 Job: \_\_\_\_\_  
 City: \_\_\_\_\_  
 Country: \_\_\_\_\_



**A:** This is Diego. He's a teacher. He's from Córdoba in ...

Go to page 116 or your app for more information and practice.

## Speaking

### PREPARE

**8** Work in pairs. Student A: Turn to page 151. Student B: Turn to page 152.

### SPEAK

**9** Ask and answer the questions and complete the profiles on pages 151/152.

- A:** Is Julia a doctor?  
**B:** No, she isn't. She's ...

Develop  
your  
listening  
page 87



# 1c

# Nationalities



- › **Goal:** talk about different nationalities
- › **Grammar:** *be: you/we/they*
- › **Vocabulary:** nationalities



## Reading

**4 a** Read the blog. Match photos A–E with paragraphs 1–5.



## Vocabulary

**1 a** Work in pairs. Look at photos 1–6 and name the countries.

**b** Match countries 1–12 with nationalities a–l.

- |             |               |
|-------------|---------------|
| 1 Spain     | a Thai        |
| 2 Canada    | b British     |
| 3 Japan     | c Polish      |
| 4 the US    | d Spanish     |
| 5 Poland    | e Turkish     |
| 6 Argentina | f Mexican     |
| 7 Thailand  | g Japanese    |
| 8 the UK    | h Italian     |
| 9 Turkey    | i American    |
| 10 Mexico   | j Canadian    |
| 11 Brazil   | k Brazilian   |
| 12 Italy    | l Argentinian |

**2 a** **1.11** Listen and underline the stressed syllables in nationalities a–l in Exercise 1b.

**b** Listen again and repeat.

**c** **1.12** Read the sentences. Is the stress in the countries and nationalities on the same (S) syllable or on different (D) syllables? Listen and check.

- 1 She's from Argentina. She's Argentinian. **S**
- 2 She's from Canada. She's Canadian.
- 3 He's from Japan. He's Japanese.
- 4 She's from Mexico. She's Mexican.
- 5 He's from Poland. He's Polish.

**3** Write sentences about the nationalities of some famous people.

*Tom Cruise is American.*

Go to your app for more practice.

## Me and my friends

- 1** Hi! I'm Nina. I'm from London. I'm a university student and an office worker.
- 2** Tessa and Julia are my friends from university. Tessa is Turkish and Julia is Polish. They're student nurses.
- 3** This is my office. We aren't all British. We're from all over the world. Diego is from Spain, Carlos is from Argentina and the manager is from Thailand. We're a good team.
- 4** Tim, Annie and Dan are my friends from school. They aren't in the UK now. They're at an American university.
- 5** And this is my friend Marvin. He's from London, but he's in Vancouver in Canada now.

**b** Read the blog again. Are the sentences true (T) or false (F)? Correct the false sentences.

- 1 Nina is from the US.  
*F – Nina is from the UK.*
- 2 Tessa and Julia are from Turkey.
- 3 The office manager is Thai.
- 4 Tim, Annie and Dan are in the UK now.
- 5 Marvin is from Vancouver.





## Grammar

- 5 a Read and complete the grammar box with *are* and *aren't*.

### be: you/we/they

+		
You're British.	You aren't American.	
We're office workers.	We <sup>1</sup> _____ football players.	
They're nurses.	They aren't doctors.	
?	+	-
Are you British?	Yes, we <sup>2</sup> _____.	No, we aren't.
Are we a good team?	Yes, you are.	No, you aren't.
<sup>3</sup> _____ they in the UK?	Yes, they are.	No, they <sup>4</sup> _____.

### with who

Who <sup>5</sup> \_\_\_\_\_ they? They're my friends.

- b 1.13 Listen to the sentences. Notice the pronunciation of the short forms in blue.

- They **aren't** in the UK now.
- They're at an American university.
- We **aren't** all British.
- We're from all over the world.

- c Listen again and repeat.

- 6 Complete the texts with the words in the box.

're are 're aren't 're

Lidia and Wiktor <sup>1</sup> **are** my friends. We <sup>2</sup> \_\_\_\_\_ from Poland but Lidia and Wiktor <sup>3</sup> \_\_\_\_\_ in Kraków at the moment. They <sup>4</sup> \_\_\_\_\_ at university in the UK and they <sup>5</sup> \_\_\_\_\_ very happy there.

are aren't are 're are

My office is in Chicago. My manager and I <sup>6</sup> **are** from Chicago, but some people <sup>7</sup> \_\_\_\_\_ American. They <sup>8</sup> \_\_\_\_\_ from different countries. Sally and Tim <sup>9</sup> \_\_\_\_\_ British. Hana and Kaito <sup>10</sup> \_\_\_\_\_ Japanese.

- 7 a Make questions using the prompts.

- you and your friends / at university?  
*Are you and your friends at university?*
- the teachers at your school / American?
- your classmates / from different countries?
- where / you and your classmates / now?
- who / your teachers?
- where / your teachers / from?

- b Work in pairs. Ask and answer the questions in Exercise 7a.

A: *Are you and your friends at university?*

B: *Yes, we are. We're students at ...*



Go to page 116 or your app for more information and practice.

## Speaking

### PREPARE

- 8 a Work in pairs. Student A: Look at photo 1. Student B: Look at photo 2.

- b Make notes about the people in your photo: names, nationalities, jobs.

*photo 2: Monika, the UK, student*



### SPEAK

- 9 Ask and answer questions about the people in the photographs.

A: *Who are they?*

B: *They're my friends.*

A: *Who is she?*

B: *She's Monika.*


Develop  
your  
writing  
page 88



▶ **Goal:** ask for and give contact information

**1** Look at the photo. Work in pairs. Where are the people?

- a at a conference
- b in a language school
- c in a hotel

**2**  **1.14** Listen to the conversation. Who is the student? Where is she from?

**3 a** Read the Useful phrases box. Listen to the conversation again and number the phrases in the order that you hear them.

### Useful phrases

#### Asking for information

- What's your first name?
- What's your family name?
- What's your phone number?
- What's your email address?

#### Checking information

- Sorry, can you say that again?
- How do you spell (your first name)?

#### Giving information

- My first name is (Selin).
- My family name is (Atakan).
- My number is (020-555-7645).
- My email address is (selin2000@dmil.com).

**b** Listen again and complete the form.


#### NEW CONTACT

- 1 \_\_\_\_\_: Selin
- 2 \_\_\_\_\_: Atakan
- 3 \_\_\_\_\_: 020-555-7645
- 4 \_\_\_\_\_: selin2000@dmil.com

**4 a** Complete the conversation with the correct questions. Use the Useful phrases to help you.

- A: <sup>1</sup> \_\_\_\_\_?
- B: Dieter Neumann.
- A: <sup>2</sup> \_\_\_\_\_ first name?
- B: D - I - E - T - E - R.
- A: And <sup>3</sup> \_\_\_\_\_ again?
- B: Neumann. That's N - E - U - M - A - N - N.
- A: <sup>4</sup> \_\_\_\_\_?
- B: It's 07700 900617.
- A: Sorry, <sup>5</sup> \_\_\_\_\_?
- B: 07700 900617.
- A: And <sup>6</sup> \_\_\_\_\_?
- B: It's dietern@intertalk.com.

**b**  **1.15** Listen, check and repeat.



**5** Complete the form with your information.

#### NEW CONTACT

- First name: \_\_\_\_\_
- Family name: \_\_\_\_\_
- Phone number: \_\_\_\_\_
- Email address: \_\_\_\_\_



**6** Work in pairs. Ask and answer questions to complete the form with your partner's information.

#### NEW CONTACT

- First name: \_\_\_\_\_
- Family name: \_\_\_\_\_
- Phone number: \_\_\_\_\_
- Email address: \_\_\_\_\_



Go online for the Roadmap video.



# Check and reflect

## 1 Find the ten countries in the wordsearch.

Argentina Brazil Canada Italy Japan  
Mexico Poland Spain Thailand Turkey

P	L	B	R	A	Z	I	L	L	M
O	T	U	X	O	P	R	N	N	E
L	U	R	I	T	A	L	Y	K	X
A	R	G	E	N	T	I	N	A	I
N	K	J	A	P	A	N	S	F	C
D	E	K	Z	Z	O	N	B	T	O
B	Y	U	S	P	A	I	N	K	C
T	H	A	I	L	A	N	D	R	S
U	K	V	S	J	J	K	P	K	N
C	A	N	A	D	A	I	B	B	E

## 2 a Put the words in the correct order to make sentences.

- from / I / Brazil / am  
*I am from Brazil.*
- am / London / from / not / I
- you / class / my / in / Are?
- are / Where / from / you?
- my / you / are / No, / in / class / not

## b Rewrite three of the sentences in Exercise 2a. Use short forms.

## 3 Complete the sentences with the correct form of *be*. Use short forms.

- A:** \_\_\_\_\_ you from Spain?  
**B:** No, I \_\_\_\_\_ from Mexico.
- A:** I \_\_\_\_\_ in Class 4. \_\_\_\_\_ you?  
**B:** No, I \_\_\_\_\_. I \_\_\_\_\_ in Class 3.
- A:** Hi, I \_\_\_\_\_ Tomoko. I \_\_\_\_\_ from Japan.  
**B:** Nice to meet you. I \_\_\_\_\_ Burak from Turkey.
- A:** \_\_\_\_\_ I late?  
**B:** No, you \_\_\_\_\_ late.

## 4 Complete the names of the jobs.

- f \_\_\_ b \_\_\_ p *l a y e r*
- s \_\_\_\_\_ t \_\_\_\_\_ r
- f \_\_\_\_\_ r
- o \_\_\_\_\_ w \_\_\_\_\_ r
- p \_\_\_ o \_\_\_\_\_
- d \_\_\_ t \_\_\_\_\_
- t \_\_\_\_\_ d \_\_\_\_\_ r
- n \_\_\_\_\_

## 5 Correct the sentences. Add *is* or *isn't*.

- Lionel Messi a football player.
- Marina from Italy?
- Yes, Yoko in Class 5.
- The White House in New York.
- Pete a doctor?
- No, he.

## 6 Correct the sentences. Use the information in brackets.

- Jennifer Lopez is English. (American)  
*Jennifer Lopez isn't English. She's American.*
- Cristiano Ronaldo is a doctor. (football player)
- The students are at a British university. (American)
- Celine Dion is from Spain. (Canada)
- We are from Spain. (all over the world)

## 7 a Complete the sentences with the correct nationalities.

- Gemma's from the UK. Gemma's *British*.
- Murat's from Turkey. Murat's \_\_\_\_\_.
- Sonoko's from Japan. Sonoko's \_\_\_\_\_.
- Jake's from Canada. Jake's \_\_\_\_\_.
- Felipe's from Brazil. Felipe's \_\_\_\_\_.
- Manolo's from Spain. Manolo's \_\_\_\_\_.
- Maria's from Argentina. Maria's \_\_\_\_\_.
- Sergio's from Mexico. Sergio's \_\_\_\_\_.
- Agnieszka's from Poland. Agnieszka's \_\_\_\_\_.
- Anurak's from Thailand. Anurak's \_\_\_\_\_.

## b Write the names, nationalities and jobs of three people you know.

## c Work in pairs. Tell your partner about the people in Exercise 7b.

*Gino's my friend. He's Italian and he's a doctor.*

## 8 Choose the correct alternatives.

- Ana and Lydia are friends. *We're / They're* from Mexico.
- Hey Luca, *we are / are we* in Classroom 2 today?
- Mike and Sally are teachers. *Are they / They are* British.
- A:** Hello Yuki, hello Yumi. *Are we / Are you* from Tokyo?  
**B:** *We aren't / They aren't* from Tokyo. *You're / We're* from Osaka.
- Hi Jaime, hi Abdul. Don't worry! *You aren't / They aren't* late.

## 9 Complete the text with *'re*, *are* and *aren't*.

Nick and Kelly \_\_\_\_\_ my friends in London. I'm from the UK, but Nick and Kelly \_\_\_\_\_ British. They \_\_\_\_\_ from Canada.

## Reflect

How confident do you feel about the statements below? Write 1–5 (1 = not very confident, 5 = very confident).

- I can introduce myself to other students.
- I can ask and answer about jobs.
- I can talk about different nationalities.
- I can ask for and give contact information.

Want more practice?

Go to your Workbook or app.