

Academy Stars

Pupil's Book


Starter



Academy Stars

Pupil's Book

Starter




Scope and sequence

	Unit	Vocabulary
	Welcome p4	Classroom language: come in, sit down, stand up, open your book, close your book, listen, look, sing
1	Hello! p6	Numbers: 1–10
2	I'm happy! p14	Feelings: angry, cold, happy, hot, sad, scared, sick, tired
3	At school p22	Classroom objects: backpack, book, crayon, notebook, pen, pencil, pencil case, rubber
4	My favourite colours p30	Colours: blue, brown, green, orange, pink, purple, red, yellow
5	My clothes p38	Clothes: dress, jumper, shirt, shoes, skirt, socks, trousers, T-shirt
6	This is me! p46	Parts of the face and body: ear, eye, finger, hair, hand, head, leg, mouth, nose, teeth
7	My family p54	Family members: aunt, brother, daddy, grandma, grandpa, mummy, sister, uncle
8	Animals on the farm p62	Farm animals: cow, donkey, duck, goat, horse, rabbit, rooster, sheep
	Goodbye p70	
	Game templates p71	
	Picture dictionary p87	

Valid for two years from the date you activate your access code.

For customer support please contact help@macmillan.com



Grammar

Speaking and Listening

Ask and answer about personal details: *What's your name?*
My name's ... How old are you? I'm ...
 Give personal details: *I'm eight.*

Ask and answer about age: *How old are you?*
I'm five.
 Listen for key words

Talk about feelings: *I'm scared.*
 Ask and answer about feelings: *How are you? I'm happy.*

Ask and answer about feelings: *Are you angry?*
Yes, I am. / No, I'm not.
 Listen for key words

Talk about classroom objects: *This is my pen.*
 Describe classroom objects: *I've got a rubber.*

Talk about your classroom objects: *This is my notebook.*
I've got a backpack.
 Listen for key words

Talk about favourite colours: *What colour is it? It's pink.*
My favourite colour is pink.
 Talk about colours: *I've got a pen. What colour is it? It's blue.*

Ask and answer about colours: *What's your favourite colour? My favourite colour is yellow.*
 Listen for key words

Describe clothes: *My shirt is blue.*
 Describe clothes: *My socks are red.*

Ask and answer about clothes: *I've got a new skirt.*
What colour is it? It's purple.
 Listen for key words

Describe parts of the body: *I've got two hands.*
 Talk about parts of the body: *This is my nose. These are my ears.*

Talk about yourself: *This is my hand. I've got two hands.*
 Listen for key words

Describe how family members feel: *My brother is scared.*
 Introduce family members and say how they feel:
These are my uncle and aunt. They're happy.

Introduce your family members to a friend:
This is my brother. Hello! Nice to meet you.
 Listen for key words

Ask and answer about animals: *What is it? It's a duck. What are they? They're sheep.*
 Ask and answer about animals: *Is it a duck? Yes, it is. / No, it isn't.*


Ask and answer to guess an animal: *Is it a cow? No, it isn't. Is it a rabbit? Yes, it is!*
 Listen for key words

Welcome

1  1.1 Listen and point.



Lesson 1 Vocabulary

2  1.1 Listen again and say.



Welcome Identify and use new words: classroom language

2

I'm happy!



Lessons 1 and 2 Vocabulary

1  1.9 Listen and point.



2  1.9 Listen again and say.

3  Look at the picture. Find and say.



4  1.10 Sing and act out. **Be a star!** 

Lesson 3 Grammar

1  1.11 Listen and follow.



2  1.11 Listen again. How are they feeling? Look and say.



3  Work in groups. Act out the story. **Be a star!** 

Lesson 4 Grammar

1  1.12 Look at the heads in Activity 2. Listen and draw.


2  1.12 Listen again and match.





1

2

3

4



A curved line connects the first head outline (1) to the gift box.

3 Look and say.




4  Draw and say. **Be a star!** 



Lesson 5 Speaking

1  1.13 Listen and say.



2  Work in pairs. Ask and answer.

Student A



Student B



3  Now it's your turn. Talk about your feelings. **Be a star!** 

Lesson 6 Listening

1  1.14 Listen and circle.



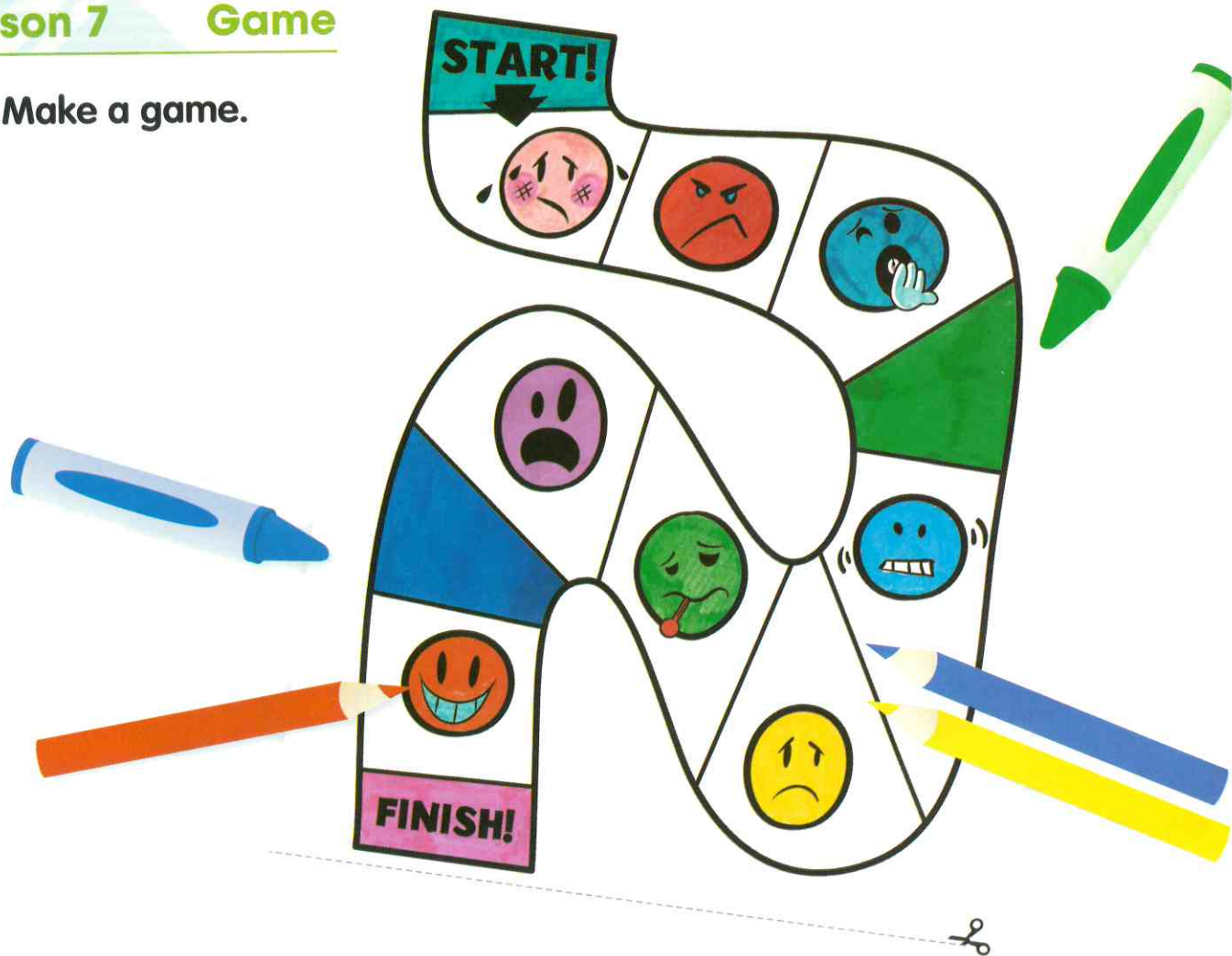
2  1.15 Listen and tick (✓) the correct feeling.



3  Choose a feeling. Act out and guess. **Be a star!** ★

Lesson 7 Game

1 Make a game.



2



Work in pairs. Play. **Be a star!** ★




Lesson 8 Review

Find and circle. Then say.



  Draw how you are feeling. Then act out. **Be a star!** 



Academy Stars

Pupil's Book

Starter

Aspire to excellence!

Academy Stars is an accessible seven-level course with an academic approach that supports communicative and captivating learning. A comprehensive skills syllabus and innovative Graphic Grammar focus are enhanced by beautiful animations to provide a vibrant and memorable learning experience. The unique learning skills strand develops critical thinking, learner autonomy and social values to give pupils a strong start on the path to lifelong learning.

For pupils:

- ★ Pupil's Book
- ★ Alphabet Book
- ★ Pupil's Practice Kit
- ★ Pupil's Resource Centre

For teachers:

- ★ Teacher's Book
- ★ Presentation Kit
- ★ Pupil's Practice Kit with score report
- ★ Teacher's Resource Centre
- ★ Class Audio CD

CAMBRIDGE ENGLISH: YOUNG LEARNERS ENGLISH TESTS AND EXAMS

Starters	Movers	Flyers	Key (KET) for Schools
----------	--------	--------	-----------------------

COMMON EUROPEAN FRAMEWORK

Pre-A1	A1	A2	Pre-B1
--------	----	----	--------

PVB 1581.00

www.macmillanyounglearners.com/academystars



System requirements for digital resources: Internet connection.

Desktop: Windows / Apple / Linux devices running latest operating system and latest IE / Firefox / Chrome / Safari browser version. Optional: Hard drive for local storage. Sound card for playback of audio files.

Mobile: Windows / Android / iOS mobile devices running latest operating system and IE / Firefox / Chrome / Safari browser version. Note: Local storage on certain devices might require third party software.

Please go to <http://mee2.macmillaneducation.com/system-requirements/> for further details.

ISBN 978-1-380-00656-1

