

Academy Stars 1

Pupil's Book



Kathryn Harper • Gabrielle Pritchard

Scope and sequence

| | Unit | Vocabulary | Grammar | Language in use |
|-----------|----------------------------------|---|--|--|
| | Welcome p4 | Alphabet words Colours Numbers one to ten | | |
| 1 | My funny friends p10 | People Describing words | to be: <i>I'm Beth.</i> | Question words <i>What / How old:</i> <i>What's your name? How old are you?</i> to be answers: <i>I'm seven.</i> |
| 2 | New for school p20 | Classroom objects | a / an: <i>It's a pen. It's an umbrella.</i> | to be questions and short answers: <i>Is it blue? Yes, it is. No, it isn't.</i> |
| | | Review 1 | | |
| 3 | This is my family p32 | Family members | this / that my / your: <i>This is my grandma. That's your grandma.</i> | Who's this / that?; his / her: <i>Her name is Sally. That's his tiger.</i> |
| | | Reading time 1: My school | Think about it! 1: Make a robot | |
| 4 | Fantastic feelings p46 | Feelings adjectives | to be affirmative and negative: <i>She's happy. She isn't happy.</i> | to be questions and short answers: <i>Are you hungry? Yes, I am. No, I'm not.</i> |
| | | Review 2 | | |
| 5 | I can do it! p58 | Action verbs | can / can't for ability: <i>They can swim. They can't sing.</i> | can questions and short answers: <i>Can you see the sun? Yes, I can. No, I can't.</i> |
| | | Reading time 2: The King of the Forest | Think about it! 2: Make a graph | |
| 6 | Let's play today! p72 | Play things | Prepositions of place: <i>It's on the seesaw. It's next to the swing.</i> | Where's / Where are ... ?; It's / They're ... : <i>Where are the paintbrushes? They're in the blue box. Where's the orange paint? It's next to the pencils.</i> |
| | | Review 3 | | |
| 7 | Long legs, short legs p84 | Parts of the body Adjectives | have got affirmative and negative: <i>I've got two legs. They haven't got ears.</i> | have got questions and short answers: <i>Have you got long hair? Yes, I have. No, I haven't.</i> |
| | | Reading time 3: Little Red Riding Hood | Think about it! 3: Categorise animals | |
| 8 | Old and new clothes p98 | Clothes | have got affirmative and negative: <i>He's got a hat. She hasn't got a hat.</i> | Present continuous questions and answers: <i>What are you wearing? I'm wearing a white shirt.</i> |
| | | Review 4 | | |
| 9 | Brilliant bedrooms p110 | Furniture | there is / there are: <i>There's one bed. There are two beds.</i> | have got questions and short answers: <i>Has he got a big bed? Yes, he has. No, he hasn't.</i> |
| | | Reading time 4: Where's George? | Think about it! 4: Design a perfect bedroom | |
| 10 | Fabulous food p124 | Food | Present simple affirmative and negative: <i>I like pears. I don't like carrots.</i> | these / those: <i>These are coconuts. Those are melons.</i> |
| | | Review 5 | | |

| Reading | Listening | Speaking | Writing | Phonics and Learning skills |
|---|------------------------------------|-------------------------------|---|--|
| | | | | Review initial letter sounds |
| An information text Read for gist | Use pictures to help understanding | Greet people | An information card Capital letters | short <i>a</i> Capital letters |
| A short play Read for detail | Listen for key words | Give and receive a present | A puzzle card Full stops | short <i>e</i> Remember new words |
| A story Read for detail | Listen for detail | Ask about people | A dialogue about a person Question marks | short <i>i</i> Write new words |
| A realistic story Find key facts | Activate prior knowledge | Support a friend | A story Question marks and full stops | short <i>o</i> Regular plurals |
| An information text Infer information from a text | Listen for key information | Encourage your friends | An email <i>and</i> to join two ideas | short <i>u</i> Read difficult words |
| An information text Use photos to help understanding | Listen for sequence | Ask for something | A quiz Contractions | <i>sh</i> Remember new words |
| A poem Read for gist | Listen for key words | Ask for something in a shop | A poem Rhyming words | <i>ch</i> Rhyming words |
| An information text Find key facts | Activate prior knowledge | Ask about the weather | A description Order of adjectives | <i>th</i> Make a class dictionary |
| A story Use pictures to predict a story | Listen for attitude | Agree / disagree with someone | An email Start and end an email | <i>ck</i> Nouns |
| An information text Identify fact or opinion | Listen for sequence | Describe food | A food blog <i>but</i> to join two different ideas | <i>th</i> Irregular plurals |

Welcome

LEVEL 1

1  1.1 Meet the Academy Stars. Listen and point.



Lesson 1 Sounds and letters

2  1.2 Listen, point and say.

a




apple

b



ball

c



cat

d



doll

e



elephant

f



frog

g




goat

h



hat

i



insect

3 Match and say. Be a star! 

a

d

e

f

h



Lesson 2 Sounds and letters

1  1.3 Listen, point and say.

j



jug

k




key

l



lion

m




monkey

n



nut

o



orange

p




panda

q



queen

r




robot

2 Circle the correct letter. Be a star! 



1 j / l



2 l / r



3 m / n



4 o / q




5 p / q



6 k / p

Lesson 3 Sounds and letters

1  1.4 Listen, point and say.



sun




tiger




umbrella



van



worm



fox



yoghurt



zoo

2 Write the correct letter. **Be a star!** 



1 tiger



2 ___an



3 ___un



4 fo___



5 ___oghurt




6 ___mbrella

Lesson 4 Colour fun

1 1.5 Listen and point. Then sing.

Red and yellow.
Green and blue.
Purple and orange, too.
Black and white.
Green and blue.
Purple and orange, too.



red



yellow



green



blue



purple



black

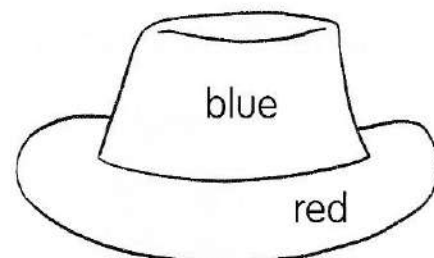
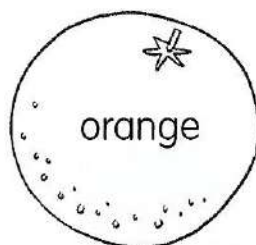


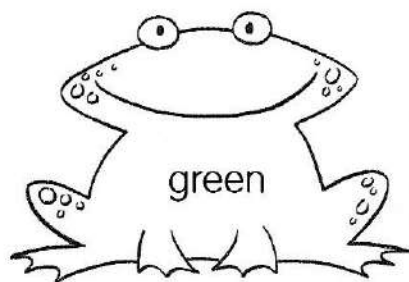


white



orange

2 Read and colour.



3 Play a game. Be a star!



Black and white.



Panda.

Lesson 5 Numbers fun

1  1.6 Count and match. Listen and check.

1 one

2 two

3 three

4 four

5 five






6 six

7 seven

8 eight


9 nine

10 ten



3

This is my family



Lesson 1 Vocabulary

1  1.33-1.34 Listen and say. Then listen and number.



grandma ☐



grandpa ☐



mum ☐ 1



dad ☐



sister ☐



brother ☐



baby ☐



family ☐

2  Look at the picture. Name the family members in the red and blue teams.

3  1.35 Sing a song. Be a star! 

My family







*My family, my family.
This is my family.
My family, my family.
We're a happy family!*

*My mum and me.
We're happy!
My dad and me.
And this is baby!*

*My sister and me.
We're happy!
My brother and me.
And this is baby!*

Lesson 2 Grammar time

1 1.36 Listen and read. Who is Jake?



2 Look again and tick (✓) or cross (x).



1 This is my brother.


☐

2 This is my dad.


☐

3 This is my grandma.


☐

3 Work in groups. Act out the story.

Be a star!



Lesson 3 Grammar focus

1 1.37 Look and read.

Graphic

Grammar

this / that

my / your

This is my grandma .

That's your grandma .

This



That

That's → That is



2 Write *This is* or *That's*.

1 This is my mum.

4 your grandpa.

2 That's my grandma.

5 your sister.

3 my brother.

6 your dad.



3 Work in pairs. Talk about your school things.

Be a star!




That's my pen.



This is your book.




Lesson 4 Reading

- 1  1.38 Look at the story. Find and say the family members. Read and check.
- 2 Read the story again. Tick (✓) the correct ending.




flower




wind

A family wedding



I'm Kim. I'm with my family. It's a nice day. This is my sister. She's beautiful.



This is my brother. He's eight. He's tall. This is my dad. He's tall, too. And that's my grandma. She's funny.



Look at my big flowers. Purple flowers, blue flowers and white flowers!



Oh, no! The wind! My flowers!



Look! My grandpa, my mum, my dad and my grandma ...
Hurray! Thank you, Grandpa. Now it's time for the wedding!

3 Read and circle. Be a star! ★

1 My sister is beautiful / funny.

2 My brother is **six** / **eight**.

3 My dad is **tall** / **small**.

4 My grandma is **funny** / **tall**.

5 My flowers are **big** / **small**.

4  Do you like the story?
Why / Why not?



Values

How can you
help your family
and friends?

Lesson 5 Sounds and letters

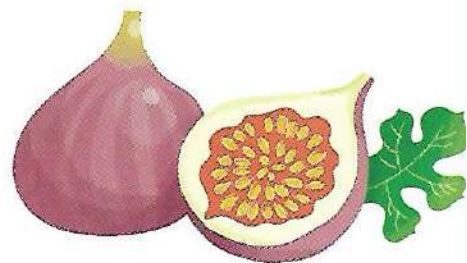
1  1.39 Listen and say. Complete.



wind



w_g



f_g

2  1.40 Listen and say the chant.

This big kid

In a big blue wig

Sits in the wind

And eats six big figs.



3  1.41 Match the words with *i*. Listen, check and say. **Be a star!** 

1 wig

4 pen

2 hat

5 wind

3 big

6 fig



Learning to learn

Follow these steps to help you write new words.

1 Look.

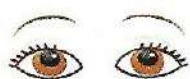
2 Copy.

3 Cover.

4 Write.

5 Check.

wind



wind



wind



wind



wind



Lesson 6 Language in use

1  1.42  Listen and say.



bird



fish



Who's this?

She's my sister. **Her** name is **Sally**. This is her **fish**.



Who's that?

He's my friend. **His** name is **Jim**. That's his **tiger**.

2  Work in pairs. Ask and answer.

Student A

Lily cat Ben lion

Student B

Tina bird Jack fox

Student A Who's this?

Student B She's my sister. Her name is **Lily**. This is ...

3  Now it's your turn. Choose two animals and act out. **Be a star!** 



Lesson 7 Listening and speaking

1  Look at the families. What countries are they from?




China

2  1.43 Listen and match.

1 Mexico

2 China





3  1.43 Listen again and circle the family members.

Sofia: mum dad brother sister grandma grandpa

Shan: mum dad brother sister grandma grandpa

4  1.44  Listen. Talk about your family. Be a star! 

 This is my sister.

 What's her name?

 Her name is Paula.

 How old is she?

 She's eight.



1 Read and point.

Use a **question mark (?)** at the end of a **question**.

Who's this?

What's your name?

2 Look and read. Then write the full stops and the question marks.

Who's this

She's my sister

What's her name

Her name is Ella

How old is she

She's six



3 Look and complete. Use full stops and question marks. **Be a star!** ★

Who's this? _____


He's _____ friend.

What's _____

His _____

How _____

He's _____





Reading time 1

1 1.45 Look at the photos. Where are the children? Read and check.



My school

Home

Blog





NINA

Hi! My name is Nina. I'm six.
Look and guess! What's this?
It's big. It's white and grey.
Is it a panda? No, it isn't!
It's a cat. And it's my school.
It's fantastic!



KADEK

Hello, I'm Kadek. I'm seven.
My school is the Green School.
It's in the forest.
Look! This is my classroom.
My teacher is nice.





OLIVIA



Hi! I'm Olivia. I'm eight
and I'm from Great
Britain.

This is my school library.

It's a red bus!

School is fantastic.

The bus is fantastic.

Books are fantastic, too!

Reading time 1 Activities

1 Read the text on pages 42–43 again. **Circle**.

- | | |
|------------------------|--|
| 1 It's white and grey. | It's the panda / cat school. |
| 2 It's in the forest. | It's the Green / White School. |
| 3 It's in a bus. | It's a classroom / library . |

2 Read and write **N** (Nina), **K** (Kadek) or **O** (Olivia).

- | | |
|---------------------------|---------------|
| 1 My school is big. | <u> N </u> |
| 2 My teacher is nice. | <u> </u> |
| 3 I'm from Great Britain. | <u> </u> |
| 4 I'm seven. | <u> </u> |
| 5 Books are fantastic! | <u> </u> |
| 6 I'm six. | <u> </u> |



3   **Think and answer. Tell the class.**

- 1 Which is your favourite school in the text? Why?
- 2 Is it the same as your school? How is it different?



4  **Think and draw your perfect school. Show the class.** **Be a star!** 



Think about it!

Make a robot

1 Look at the robots. How are they different? Which is your favourite?



2 What do you need to make a robot? Tick (✓).



boxes ☒



buttons ☐



pencils ☐



paint ☐



a book ☐



glue ☐

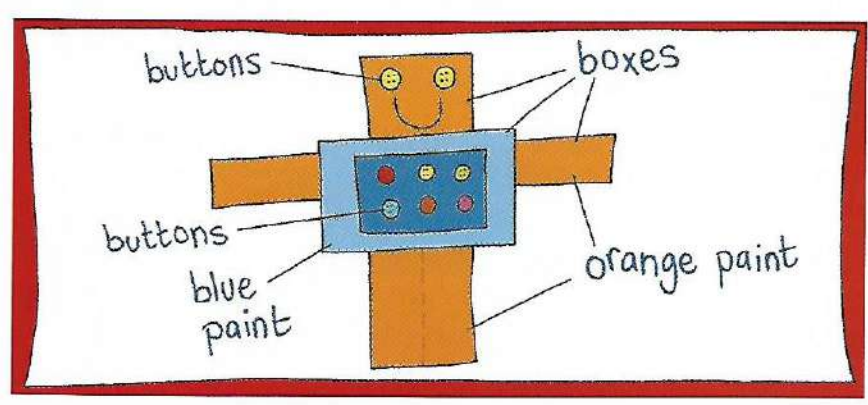


a ball ☐



a paintbrush ☐

3 Design a robot. Make a plan.



4 Make your robot. Show the class. Which robots do you like?

Academy Stars 1

Pupil's Book

Aspire to excellence!

Academy Stars is an accessible seven-level course with an academic approach that supports communicative and captivating learning. A comprehensive skills syllabus and innovative Graphic Grammar focus are enhanced by beautiful animations to provide a vibrant and memorable learning experience. The unique learning skills strand develops critical thinking, learner autonomy and social values to give pupils a strong start on the path to lifelong learning.

For pupils:

- ★ Pupil's Book
- ★ Workbook
- ★ Pupil's Practice Kit
- ★ Pupil's Resource Centre

For teachers:

- ★ Teacher's Book
- ★ Presentation Kit
- ★ Pupil's Practice Kit with score report
- ★ Teacher's Resource Centre
- ★ Test Generator
- ★ Class Audio CDs

CAMBRIDGE ENGLISH: YOUNG LEARNERS ENGLISH TESTS AND EXAMS

| Starters | Movers | Flyers | Key (KET) for Schools |
|----------|--------|--------|-----------------------|
|----------|--------|--------|-----------------------|

COMMON EUROPEAN FRAMEWORK

| Pre-A1 | A1 | A2 | Pre-B1 |
|--------|----|----|--------|
|--------|----|----|--------|

www.macmillanyounglearners.com/academystars



System requirements for digital resources: Internet connection.

Desktop: Windows / Apple / Linux devices running latest operating system and latest IE / Firefox / Chrome / Safari browser version. Optional: Hard drive for local storage. Sound card for playback of audio files.

Mobile: Windows / Android / iOS mobile devices running latest operating system and IE / Firefox / Chrome / Safari browser version. Note: Local storage on certain devices might require third party software.

Please go to <http://mee2.macmillaneducation.com/system-requirements/> for further details.

ISBN 978-0-230-49095-6

