


American English File

Starter

Third Edition



Christina Latham-Koenig
Clive Oxenden
Jerry Lambert

American English File

Starter

Third Edition

Christina Latham-Koenig
Clive Oxenden
Jerry Lambert

Paul Seligson and Clive Oxenden
are the original co-authors of
English File 1 and *English File 2*



OXFORD
UNIVERSITY PRESS

	GRAMMAR	VOCABULARY	PRONUNCIATION
1			
6 A A cappuccino, please	verb <i>be</i> (singular): <i>I</i> and <i>you</i>	numbers 0–10, days of the week, saying goodbye	/h/, /aɪ/, and /i/
8 B World music	verb <i>be</i> (singular): <i>he, she, it</i>	countries	/ɪ/, /əʊ/, /s/, and /ʃ/
10 Practical English Episode 1	checking into a hotel, booking a table	v the classroom	p the alphabet
2			
12 A Are you on vacation?	verb <i>be</i> (plural): <i>we, you, they</i>	nationalities	/dʒ/, /tʃ/, and /ʃ/
14 B That's my bus!	<i>Wh-</i> and <i>How</i> questions with <i>be</i>	phone numbers, numbers 11–100	understanding numbers
16 Review and Check 1&2			
3			
18 A Where are my keys?	singular and plural nouns, <i>a / an</i>	small things	/z/ and /s/, plural endings
20 B Souvenirs	<i>this / that / these / those</i>	souvenirs	/ð/, sentence rhythm
22 Practical English Episode 2	understanding prices, buying lunch	p /ʊr/, /s/, and /k/	
4			
24 A Meet the family	possessive adjectives, possessive 's	people and family	/ɪ/, /æ/, and /ə/
26 B The perfect car	adjectives	colors and common adjectives	/ɑr/ and /ɔr/, linking
28 Review and Check 3&4			
5			
30 A A big breakfast?	simple present ⊕ and ⊖: <i>I, you, we, they</i>	food and drink	/dʒ/ and /g/
32 B A very long flight	simple present ⊕: <i>I, you, we, they</i>	common verb phrases 1	/w/ and /v/, sentence rhythm and linking
34 Practical English Episode 3	telling the time	v the time, saying how you feel	p /ə/, silent consonants
6			
36 A A school reunion	simple present: <i>he, she, it</i>	jobs and places of work	third person -es, sentence rhythm
38 B Good morning, goodnight	adverbs of frequency	a typical day	/y/ and /yu/, sentence rhythm
40 Review and Check 5&6			

	GRAMMAR	VOCABULARY	PRONUNCIATION
7			
42 A Have a nice weekend!	word order in questions: be and simple present	common verb phrases 2: free time	/w/, /h/, /ɛr/, and /aʊ/
44 B Lights, camera, action!	imperatives, object pronouns: me, him, etc.	kinds of movies	sentence rhythm
46 Practical English Episode 4	saying the date, talking on the phone	v months, ordinal numbers	P /θ/
8			
48 A Can I park here?	can / can't	more verb phrases	can / can't: /æ/, and /ə/, sentence rhythm
50 B I ♥ cooking	like / love / hate + verb + -ing	activities	/ʊ/, /u/, and /ɪ/, sentence rhythm
52 Review and Check 7&8			
9			
54 A Everything's fine!	present continuous	common verb phrases 2: traveling	sentence rhythm
56 B Working undercover	present continuous or simple present?	clothes	/ɔr/, other vowel sounds
58 Practical English Episode 5	inviting and offering	P sentence rhythm	
10			
60 A A room with a view	there's a... / there are some...	hotels, in, on, under	/ɪr/ and /ɛr/
62 B Where were you?	simple past: be	in, on, at	was and were, sentence rhythm
64 Review and Check 9&10			
11			
66 A A new life in the US	simple past: regular verbs	regular verbs	regular simple past endings
68 B How was your day?	simple past irregular verbs: get, go, have, do	verb phrases with get, go, have, do	sentence rhythm
70 Practical English Episode 6	asking for and giving directions	v prepositions of place	P sentence rhythm and polite intonation
12			
72 A Strangers on a train	simple past: regular and irregular verbs	regular and irregular verbs	irregular verbs
74 B Review the past	simple past review	review of past verb forms	review of vowel sounds
76 Review and Check 11&12			

78 **Communication**
 86 **Writing**
 88 **Listening**

92 **Grammar Bank**
 116 **Vocabulary Bank**

131 **Words and phrases to learn**
 133 **Regular and irregular verbs**
 134 **Sound Bank**

Course overview

American English File

Third Edition

Welcome to **American English File Third Edition**. This is how to use the Student Book, Online Practice, and the Workbook in and out of class.



Student Book


All the language and skills you need to improve your English, with Grammar, Vocabulary, Pronunciation, and skills work in every File.

Use your Student Book in class with your teacher.

Workbook

Grammar, Vocabulary, and Pronunciation practice for every lesson.

Use your Workbook for homework or for self-study to practice language and to check your progress.



ACTIVITIES AUDIO VIDEO RESOURCES



ONLINE



Online Practice

Look again at Student Book language you want to review or that you missed in class, do extra **Practice** activities, and **Check your progress** on what you learned so far.

Use the Online Practice to learn outside the classroom and get instant feedback on your progress.

Go to americanenglishfileonline.com and use the code on your Access Card to log into the Online Practice.



LOOK AGAIN

- Review the language from every lesson.
- Watch the video and listen to all the class audio as many times as you like.

PRACTICE

- Improve your skills with extra Reading, Writing, Listening, and Speaking practice.
- Use the interactive video to practice Practical English.

CHECK YOUR PROGRESS

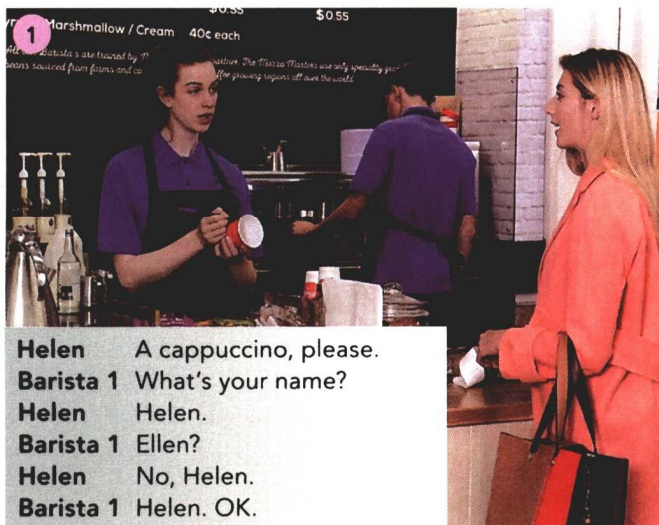
- Test yourself on the language from the File and get instant feedback.
- Try a Challenge activity.

SOUND BANK

- Use the Sound Bank video to practice and improve your pronunciation of English sounds.


1 LISTENING & SPEAKING

a **1.2** Read and listen.




1 Marshmallow / Cream 40¢ each

Helen A cappuccino, please.
Barista 1 What's your name?
Helen Helen.
Barista 1 Ellen?
Helen No, Helen.
Barista 1 Helen. OK.




2

Barista 2 Are you Diana?
Helen No, I'm not. I'm Helen.
Barista 2 Sorry.
 Helen? Your cappuccino.
Helen Thanks.



3

Tom Hello. Are you Helen?
Helen Yes, I am. And you're Tom.
Tom Yes! Nice to meet you.
Helen Nice to meet you.
Tom Just a minute.



4

Tom Hi. A tea, please.
Barista 1 What's your name?
Tom Tom.
Barista 1 Dom. A tea.
Tom No, I'm Tom, not Dom.

b **1.3** Listen and repeat the conversations.

c In pairs, practice the conversations.


2 GRAMMAR verb be (singular): I and you

a Write I or You in photos 1 and 2.

b **p.92 Grammar Bank 1A**


c **1.6** Listen and say the contractions.

1) I am (I'm



1 I'm Helen.

2 I'm Tom.



3 VOCABULARY numbers 0-10

a 1.7 Listen and check (✓) the correct photo.



b p.116 Vocabulary Bank Numbers Do Part 1.

c 1.9 Listen and write the numbers.



d 1.10 Listen and say the next number.

) one, two (three

4 PRONUNCIATION

/h/, /aɪ/, and /i/

a 1.11 Listen and repeat the words and sounds.

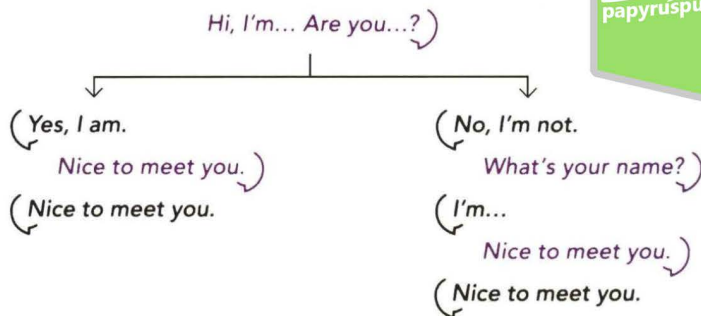
	house	hi hello Helen
	bike	I'm nice five nine
	tree	meet three tea please

b 1.12 Listen and repeat the sentences.

Hello, Helen!
Hi, I'm Mike.
Three teas, please.

5 SPEAKING

Practice with other students.



6 VOCABULARY

days of the week, saying goodbye

a 1.13 Listen and repeat the days of the week.

Monday /'mʌndeɪ/

Tuesday /'tuzdeɪ/

Wednesday /'wenzdeɪ/

Thursday /'θɜːzdeɪ/

Friday /'fraɪdeɪ/

Saturday /'sætədeɪ/

Sunday /'sʌndeɪ/

Capital letters
Monday **NOT** monday
Friday **NOT** friday

b Write the days of the week.

today = _____ tomorrow = _____

the weekend = _____ and _____

c Cover a and say the days from Monday to Sunday. What days are your English classes?

d 1.14 Listen and repeat.



e Say goodbye. (Bye. See you tomorrow.)

WORDS AND PHRASES TO LEARN 1A

p.131 Listen and repeat the words and phrases.

1 VOCABULARY countries

- a **1.16** Listen to the music. Where's it from? Write 1–5.
 Brazil China 1 Mexico the US Turkey
- b **1.17** Listen and check.
- c **p.117 Vocabulary Bank** Countries and nationalities Do Part 1.
- d **1.19** Listen and repeat the conversation. Copy the rhythm.

A Where are you from?
B I'm from Lima.
A Where's Lima?
B It's in Peru.

- e Practice the conversation with your city and country.
- f **Communication** Where is it? **A** p.78 **B** p.82 Ask and answer questions about cities and countries.

2 GRAMMAR verb be (singular): he, she, it

- a **1.20** Listen to the conversation. Write the countries.

A Wow! Caetano Veloso!
B Where's he from?
A He's from _____.
B Is Lila Downs from _____, too?
A No, she isn't. She's from _____.
B Is she good?
A Yes, she is. Very good.

- b **1.21** Listen again and repeat.
- c In pairs, practice the conversation.
- d Match the words with the photos.

- she
 it
 he



- e Complete the chart for *be* (singular).

+	I am = I'm you are = you're he is = he ____ she is = she ____ it is = it ____	-	I am not = I'm not you are not = you aren't he is not = he ____ she is not = she ____ it is not = it ____
---	---	---	---

- f **p.92 Grammar Bank 1B**

June 18–19

WORLD MUSIC FESTIVAL

FRIDAY 18 Caetano Veloso **SATURDAY 19** Lila Downs

ALSO APPEARING
 Elena Trona
 Mercedes Peón
 Gaye Su Akyol
 Sergio Mendoza
 Ken Yates
 Rebelution



3 PRONUNCIATION /ɪ/, /oʊ/, /s/, and /ʃ/

a **1.25** Listen and repeat the words and sounds.

	fish	it six isn't Brazil England
	phone	no don't photo Mexico know
	snake	say seven city nice
	shower	she English

b **1.26** Listen and repeat the sentences.

It's six in Mexico. It's a nice city.
I don't know. She speaks English.

4 LISTENING & SPEAKING

a **1.27** Listen to the difference between *he* and *she*.

- 1 a Is **he** from Vietnam? b Is **she** from Vietnam?
- 2 a **He's** from Turkey. b **She's** from Turkey.
- 3 a Where's **he** from? b Where's **she** from?
- 4 a **He's** nice. b **She's** nice.
- 5 a Where is **he**? b Where is **she**?

b Practice saying sentences a and b.

c **1.28** Listen and check (✓) the sentence you hear in a.

d **1.29** Listen and write six sentences or questions.

1 *He's from Vietnam.*

e Look at the photos. Ask and answer questions with a partner about the artists or instruments.

Where's he from?) (*He's from the US.*
Where's she from?) (*She's from Turkey.*
Where's it from?) (*It's from China.*

f **1.30** Listen and check.

g Test your partner. Point to a photo and ask a question with *Is he / she / it from...?*

Number two. *Is she from Japan?*)
(*No, she isn't. She's from China.*

WORDS AND PHRASES TO LEARN 1B

p.131 Listen and repeat the words and phrases.



1 THE ALPHABET

a 1.32 Listen to the alphabet. Repeat the letters.

Aa Bb Cc Dd
Ee Ff Gg Hh
Ii Jj Kk Ll
Mm Nn Oo Pp
Qq Rr Ss Tt
Uu Vv Ww
Xx Yy Zz

b 1.33 Listen and repeat the words, sounds, and letters.

 tree	B C D E G P T V Z
 egg	F L M N S X
 train	A H J K

c 1.34 Listen to the difference between the letters.

- | | |
|-------|--------|
| 1 E A | 7 G J |
| 2 E I | 8 K Q |
| 3 U W | 9 M N |
| 4 Y I | 10 S C |
| 5 B P | 11 D T |
| 6 B V | 12 W V |

d 1.35 Listen. Circle the letter you hear in c.

e 1.36 Look at the photos. How do you say the letters? Listen and check.



f Communication Hit the ships A p.78 B p.82 Play a game with numbers and letters.

2 VOCABULARY the classroom

a 1.37 Listen and complete the conversation with the words from the list.

Book English spell What

Student 1 _____'s libro in 2 _____?

Teacher 3 _____.

Student How do you 4 _____ it?

Teacher B-O-O-K.

b 1.18 Vocabulary Bank The classroom

c Complete the conversations.

1 Teacher _____ your books, please. _____ to page 7.

Student _____, can you _____ that, please?

Teacher Go to page 7.

2 Student _____ me. _____ do you spell "birthday"?

Teacher B-I-R-T-H-D-A-Y.

3 Student _____ I'm late.

Teacher That's OK. Sit _____, please.

d 1.40 Listen and check.

e In pairs, practice the conversations in c.


f 1.41 Listen and do the actions.

1) Stand up.

3 CHECKING INTO A HOTEL

a 1.42 Watch or listen to Rob. Circle a or b.

- 1 Rob is from _____.
 - a the UK
 - b the US
- 2 He's _____.
 - a an artist
 - b a journalist
- 3 He's in Poland _____.
 - a on vacation
 - b for work



b 1.43 Watch or listen and order the sentences.



7 W-A-L-K-E-R.

My name's Rob Walker. I have a reservation.

Sorry?

1 Hello.

How do you spell it?

Walker.

Sorry, what's your surname?

Thank you. OK, Mr. Walker. You're in room 321.

Good afternoon.

W-A-L-K-E-R.

Thanks.

Names

name	Rob Walker
first name	Rob
surname (or last name)	Walker


c 1.44 Watch or listen and repeat the conversation.

d In pairs, role-play the conversation. Use your name and last name.

Greetings

Good <u>morning</u>	» 12:00
Good <u>afternoon</u>	12:00 » 6:00 p.m.
Good <u>evening</u>	6:00 p.m. »

4 BOOKING A TABLE



a 1.45 Watch or listen to Jenny. Circle a or b.

- 1 Jenny's from _____.
 - a the US
 - b the UK
- 2 _____ is her birthday.
 - a Today
 - b Tomorrow
- 3 Locanda Verde is a _____.
 - a restaurant
 - b club

b 1.46 Watch or listen and complete the information.

LOCANDA VERDE

Bookings

Day

Table for people

Time (o'clock)

Name

🗨 American and British English

vacation = American English

holiday = British English

last name = American English

surname = British English

Z (*zee* /zi/) = American English

Z (*zed* /zɛd/) = British English

5 USEFUL PHRASES

1.47 Listen and repeat the useful phrases.

I have a reservation.

Good morning.

How do you spell it?

How can I help you?

Sorry?

A table for tomorrow, please.

Thank you.

That's right.

American English File

gets you talking

Oxford University Press is the world's authority on the English language.

As part of the University of Oxford, we are committed to furthering English language learning worldwide.

We continuously bring together our experience, expertise and research to create resources such as this one, helping millions of learners of English to achieve their potential.



90% of teachers who took part in an Oxford Impact study found that *American English File* improves students' speaking skills.

- Engage with **uniquely motivating texts, topics, and tasks** that make you want to speak.
- Build your confidence to communicate with a proven balance of **Grammar, Vocabulary, Pronunciation, and skills development** in every File.
- Extend learning outside class with **NEW Online Practice**.



Video in every File

Learn language and develop skills with Practical English, NEW documentaries and dramas, and NEW authentic street interviews.

FOR STUDENTS

- Student Book with Online Practice
- Multi-Packs with Online Practice
- Workbook
- English File Say It app for pronunciation practice



americanenglishfileonline.com

Look again at language from the lesson, do extra practice, improve your speaking with interactive video and the Sound Bank video, and check your progress.

FOR TEACHERS

- Teacher's Guide with Teacher Resource Center
- Classroom Presentation Tool
- Class DVD
- Class Audio-CDs



OXFORD
UNIVERSITY PRESS

www.oup.com/elt

English Sounds Pronunciation Chart based on an original idea and design by Paul Seligson and Carmen Dolz.

