

American English File

1

Third Edition



Christina Latham-Koenig
Clive Oxenden
Jerry Lambert
Paul Seligson

American English File ¹

Third Edition

Christina Latham-Koenig
Clive Oxenden
Jerry Lambert
Paul Seligson



Paul Seligson and Clive Oxenden
are the original co-authors of
English File 1 and *English File 2*

OXFORD
UNIVERSITY PRESS

Contents

| | GRAMMAR | VOCABULARY | PRONUNCIATION |
|----------|--|---|--|
| 1 | | | |
| 6 | A Welcome to the class verb be \oplus , subject pronouns: <i>I, you, etc.</i> | days of the week, numbers 0–20 | vowel sounds, word stress |
| 8 | B One world verb be \ominus and ? | countries, numbers 21–100 | /ə/, consonant sounds /tʃ/, /ʃ/, /dʒ/, word stress |
| 10 | C What's your email? possessive adjectives: <i>my, your, etc.</i> | classroom language | /oʊ/, /u/, /ɑr/, the alphabet, sentence stress |
| 12 | Practical English Episode 1 checking in V in a hotel | | |
| 2 | | | |
| 14 | A Are you neat or messy? singular and plural nouns | things, <i>in, on, under</i> | final -s and -es |
| 16 | B Made in America adjectives | colors, adjectives, modifiers: <i>very / really</i> | long and short vowel sounds |
| 18 | C Slow down! imperatives, <i>let's</i> | feelings | linking |
| 20 | Review and Check 1&2 | | |
| 3 | | | |
| 22 | A America: the good and the bad simple present \oplus and \ominus | verb phrases: <i>cook dinner, etc.</i> | third person -s |
| 24 | B 9 to 5 simple present ? | jobs | /ər/ |
| 26 | C Love me, love my dog word order in questions | question words | sentence stress |
| 28 | Practical English Episode 2 buying a coffee V telling the time | | |
| 4 | | | |
| 30 | A Family photos possessive 's, <i>Whose...?</i> | family | /ə/, the letter o |
| 32 | B From morning to night prepositions of time (<i>at, in, on</i>) and place (<i>at, in, to</i>) | daily routine | linking |
| 34 | C Blue Zones position of adverbs, expressions of frequency | months, adverbs and expressions of frequency | the letter h |
| 36 | Review and Check 3&4 | | |
| 5 | | | |
| 38 | A Vote for me! <i>can / can't</i> | verb phrases: <i>buy a newspaper, etc.</i> | sentence stress |
| 40 | B A quiet life? present continuous: <i>be + verb + -ing</i> | noise: verbs and verb phrases | /ɪ/ |
| 42 | C A city for all seasons simple present or present continuous? | the weather and seasons | places in Chicago |
| 44 | Practical English Episode 3 buying clothes V clothes | | |
| 6 | | | |
| 46 | A A North African story object pronouns: <i>me, you, him, etc.</i> | words in a story | /ɑr/, /ɪ/, and /i/ |
| 48 | B The second Friday in July <i>like + (verb + -ing)</i> | the date, ordinal numbers | /ð/ and /θ/, saying the date |
| 50 | C Making music review: <i>be or do?</i> | music | /y/, giving opinions |
| 52 | Review and Check 5&6 | | |

| | GRAMMAR | VOCABULARY | PRONUNCIATION |
|-----------|--|---|----------------------------------|
| 7 | | | |
| 54 | A Selfies | simple past of be: was / were | word formation: write → writer |
| 56 | B Wrong name, wrong place | simple past: regular verbs | past time expressions |
| 58 | C Happy New Year? | simple past: irregular verbs | go, have, get |
| 60 | Practical English Episode 4 | asking for directions | V directions |
| 8 | | | |
| 62 | A A murder mystery | simple past: regular and irregular | irregular verbs |
| 64 | B A house with a history | there is / there are, some / any + plural nouns | the house |
| 66 | C Haunted rooms | there was / there were | prepositions: place and movement |
| 68 | Review and Check 7&8 | | |
| 9 | | | |
| 70 | A #mydinnerlastnight | countable / uncountable nouns, a / an, some / any | food and drink |
| 72 | B White gold | quantifiers: how much / how many, a lot of, etc. | food containers |
| 74 | C Facts and figures | comparative adjectives | high numbers |
| 76 | Practical English Episode 5 | ordering a meal | V understanding a menu |
| 10 | | | |
| 78 | A The most dangerous place... | superlative adjectives | places and buildings |
| 80 | B Five continents in a day | be going to (plans), future time expressions | city vacations |
| 82 | C The fortune-teller | be going to (predictions) | verb phrases |
| 84 | Review and Check 9&10 | | |
| 11 | | | |
| 86 | A Culture shock | adverbs (manner and modifiers) | common adverbs |
| 88 | B Experiences or things? | verbs + infinitive | verbs that take the infinitive |
| 90 | C How smart is your phone? | definite article: the or no the | phones and the internet |
| 92 | Practical English Episode 6 | getting to the airport | V public transportation |
| 12 | | | |
| 94 | A I've seen it ten times! | present perfect | irregular past participles |
| 96 | B He's been everywhere! | present perfect or simple past? | learning irregular verbs |
| 98 | C The American English File interview | review: question formation | irregular past participles |
| 100 | Review and Check 11&12 | | |

- 102 **Communication**
- 113 **Writing**
- 118 **Listening**


- 124 **Grammar Bank**
- 148 **Vocabulary Bank**

- 165 **Irregular verbs**
- 166 **Sound Bank**

Course overview

American English File ^{Third Edition}


Welcome to **American English File Third Edition**. This is how to use the Student Book, Online Practice, and the Workbook in and out of class.



Student Book

All the language and skills you need to improve your English, with Grammar, Vocabulary, Pronunciation, and skills work in every File.

Use your Student Book in class with your teacher.



Workbook

Grammar, Vocabulary, and Pronunciation practice for every lesson.

Use your Workbook for homework or for self-study to practice language and to check your progress.

Go to
americanenglishfileonline.com
and use the code on
your Access Card to
log into the Online
Practice.



ACTIVITIES AUDIO VIDEO RESOURCES



ONLINE



LOOK AGAIN

- Review the language from every lesson.
- Watch the video and listen to all the class audio as many times as you like.

PRACTICE

- Improve your skills with extra Reading, Writing, Listening, and Speaking practice.
- Use the interactive video to practice Practical English.

CHECK YOUR PROGRESS

- Test yourself on the language from the File and get instant feedback.
- Try a Challenge activity.

SOUND BANK

- Use the Sound Bank video to practice and improve your pronunciation of English sounds.

Online Practice


Look again at Student Book language you want to review or that you missed in class, do extra **Practice** activities, and **Check your progress** on what you learned so far.

Use the Online Practice to learn outside the classroom and get instant feedback on your progress.

Are you neat or messy?

What are they? They're keys.

G singular and plural nouns V things, in, on, under P final -s and -es




A

A neat room



VIRGINIA WOOLF
Modernist writer (1882–1941)



B

A messy room











IAN RANKIN
Crime writer (1960–)

1 VOCABULARY things

- a Look at the photos of the two rooms. Are you neat or messy?
- b With a partner, can you name 1–10 in the two photos?
- c **V** p.151 **Vocabulary Bank Things**

2 GRAMMAR singular and plural nouns

- a Complete the chart. Why is it *a pen* but *an umbrella*?

| Singular | Plural |
|---|---|
|  a pen |  two pens |
|  an umbrella |  two _____ |
|  _____ |  two watches |
|  _____ |  two dictionaries |

- b **G** p.126 **Grammar Bank 2A**

3 PRONUNCIATION final -s and -es

- a **L** 2.3 Listen to the words and sounds. Then listen and repeat.

| | |
|---|--|
|  snake | book s lamp s ticket s |
|  zebra | key s pen s photo s |
| /ɪz/ | glass es change purs es watch es |

Q Final -s or -es
Final -s or -es after nouns ending in *ce, ch, ge, se, sh, ss,* and *x = /ɪz/*, e.g., *glasses, change purses, watches.*

- b **L** 2.4 Read the rule. Circle the words where -es is pronounced /ɪz/. Listen and check.


- | | | |
|--------------|-----------|----------|
| 1 classes | 4 boxes | 7 pages |
| 2 files | 5 pieces | 8 phones |
| 3 headphones | 6 tissues | |

- c Look at the photos of the two rooms again. What plural things can you see?

4 VOCABULARY & SPEAKING

in, on, under

- a Look at the photos. Complete the sentences with *in, on, or under*.
 - 1 The glasses are _____ the notebook.
 - 2 The credit cards are _____ the wallet.
 - 3 The bag is _____ the desk.



- b **C** **Communication** *in, on, under* **A** p.103
B p.108 Where are the things?

5 LISTENING

- a **L** 2.5 Listen to three people. Number the places they talk about (1–3) in the chart.

| | |
|--------------|-------------|
| in her bag | |
| on his desk | a computer, |
| in her study | |

- b Listen again. Write what things the people have in each place.
- c Talk to a partner about your bag, desk, or room. Say what things you have. Is your desk or room neat or messy?

(In my bag, I have a change purse, keys, my phone...)

Are taxis cheap in New York?

No, they're really expensive.

G adjectives **V** colors, adjectives, modifiers: very / really **P** long and short vowel sounds

1 VOCABULARY colors, adjectives

a What color is the American flag? Complete the words with vowels.



It's **r_d**, _____,
and **bl**_____.

b **2.6** Complete the colors. Listen and check.

bl__ck y__ll__w gr__y __r__ng__ br__wn
p__nk gr__n p__rpl__ s__lv__r g__ld

c With a partner, practice colors with things in the classroom or in your bag.

What color is my wallet?) (It's red.

What color is that?) (It's black.

d **p.152 Vocabulary Bank Adjectives**

2 GRAMMAR adjectives

a Look at the American icons. What are they? Label the photos using an adjective and a noun from each circle.

Adjectives

American New
French yellow
blue hot
fast White

Nouns

House jeans
football food
fries York
taxi dog

b **Circle** the correct word or phrase.

- Can I have a hot dog / dog hot, please?
- In New York, the taxis are yellows / yellow.

c **p.126 Grammar Bank 2B**




d Close your books. Can you remember the eight American icons?

1 American football

2 _____

3 _____

4 _____



AMERICAN ICONS

5 the _____ www.papyruspub.com _____







7 a _____



3 PRONUNCIATION

long and short vowel sounds

- a 2.9 Listen to the words and sounds. Then listen and repeat.

| | | |
|---|---|--|
|  fish |  tree |  clock |
| | | |
|  saw |  bull |  boot |
| | | |

- b 2.10 Listen and write two adjectives for each sound in the chart.
- c In pairs, make phrases with an adjective and a noun with the same vowel sound. Use *a / an* with singular nouns.

Adjectives **big** black cheap good gray long new old short

Nouns bag book boots **city** day jeans photo song story

a big city

- d 2.11 Listen and check. Practice saying the phrases.

4 SPEAKING

- a Tell a partner about eight things you have. Use an adjective or a color.

I have a new phone. I have a red car...

- b **Communication** The same or different? **A** p.103 **B** p.109 Describe your pictures to a partner. Find the differences.

5 READING

American and British English - the same, but different

American and British people speak the same language, English, but with some small differences.

1 Vocabulary Some words are different in British English, for example, they say *postcode*, not *zip code*; *holiday*, not *vacation*; and *mobile phone*, not *cell phone*. Some words have different meanings, for example, in American English, a *purse* is a woman's bag. In British English, a *purse* is a thing where women have their money and credit cards.

2 _____ *Color, favor*, and other words that end in *-or* in American English end in *-our* in British English. *Center, theater*, and other words that end in *-ter* in American English end in *-tre* in British English.

3 _____ There are some small differences, especially prepositions. For example, British people say *See you on Friday*, but Americans say *See you Friday*.

4 _____ This is the really important difference between British and American English. American accents and British accents are very different. When a British person starts speaking, Americans know he or she is British, and vice versa.

- a Read the article once. Complete it with the headings.
Grammar Pronunciation Spelling Vocabulary

- b 2.12 Listen and read the article again. Check your answers to a.

- c Mark the sentences **T** (true) or **F** (false).

- 1 American English and British English are very different.
- 2 *Holiday* and *postcode* are the same in British and American English.
- 3 *Purse* has a different meaning in American and British English.
- 4 *Kilometer* is the British spelling.
- 5 British and American grammar are not very different.
- 6 It's difficult to know if a person is British or American from their accent.

- d Do you know any more words that are British English, not American English?



1 VOCABULARY feelings

a Match the words and pictures.



| | | |
|--------------------|---------------|-------------------|
| <u>ang</u> ry | bored | cold |
| <u>fri</u> ghtened | <u>h</u> appy | hot |
| <u>h</u> ungry | sad | stressed |
| <u>thi</u> rsty | tired | 1 <u>w</u> orried |

b **2.13** Listen and check. Repeat the phrases.

Collocation
Use *be + hungry, thirsty, hot, etc.*, e.g.,
I'm hungry. **NOT** *I have hungry.*

c How do you feel? Make true sentences and tell your partner.

I'm hungry. I'm very tired.




2 LISTENING & READING

a **2.14** Lisa and John are on vacation with their baby, Henry. Listen and look at the pictures. How does each person feel?

Picture 1 Lisa *angry* Picture 3 Lisa, John
Picture 2 John, Henry Picture 4 Lisa, Henry

b Listen again and read the story. Check your answers to a.

c **2.15** Listen to the end of the story. Is it a happy ending?



3 GRAMMAR imperatives, let's

a Look at the **highlighted** phrases in the story. Then complete the chart.

Imperatives

- Turn* _____ right. _____ careful!
_____ for a hotel.
- _____ turn left! _____ drive fast!
_____ worry.

Suggestions

- _____ stop for some food. _____ go there.
- Let's _____ stop.

b **p.126 Grammar Bank 2C**

4 SPEAKING



Communication What's the matter?
A p.103 B p.109 Role-play conversations.

What's the matter? (I'm sad.)

5 PRONUNCIATION linking

Connected speech

When people speak, they don't separate all the words. Often, if a word ends with a consonant and the next word begins with a vowel, they link them together, e.g., Good idea.

- a **2.17** Listen and write six sentences.
- b Practice saying the sentences.

6 VIDEO LISTENING

- a Watch the video *Have a safe trip!*
Complete the ten tips.

- 1 Plan _____ your trip.
- 2 Check your _____.
- 3 Listen to _____ information on the radio.
- 4 Take a _____ with you in the car.
- 5 Take bottles of _____.
- 6 Take books, games, and _____ with you.
- 7 _____ that all the passengers in the car have their seat belts on.
- 8 Check that you have _____.
- 9 After driving for two hours, stop for _____ minutes.
- 10 Don't use your _____.



- b Watch again. With a partner, agree your top three tips.

- 1 **GPS** In 100 feet **turn right**. Turn right
Lisa **Don't turn left!** Turn right!
John It's left, I'm sure.
Lisa No, it isn't.
John Yes, it is!
Lisa No, it isn't! This is wrong!
John Oh no...
- 2 **John** I'm thirsty. Where's the water?
Lisa Sorry, it's empty.
John Empty?
Lisa Yes, empty. **Let's stop for some food.**
Henry's hungry.
John OK.
- 3 **John** What's the matter?
Lisa I'm cold. Can you close your window?
John Cold? It's hot!
Lisa I'm cold. And Henry's cold.
John OK.
Lisa **Please don't drive fast!** This road's really dangerous.
John **Don't worry.** I'm a good driver.
Lisa **Be careful!**
- 4 **Lisa** Let's look for a hotel.
John No, **let's not stop** now.
Lisa But I'm tired and it's dark. And Henry's tired, too.
John OK, OK. **Look for a hotel near here.**
Lisa The Highland Hotel's 20 miles from here.
John **Let's go there.**
Lisa 20 miles? No problem.

- c What do signs 1–9 mean? Make \oplus or \ominus imperatives with the verb phrases.

be careful cross the road now eat or drink here
 go in here listen to music here ~~smoke here~~
 take photos ~~turn left~~ turn off your phone

- 1 Turn left.
- 2 Don't smoke here.



- d Cover the verb phrases and look at the signs. Can you remember the phrases?

GRAMMAR

Circle a, b, or c.

- 1 Hello. ___ your name?
a What b What are c What's
- 2 Maria is German. ___ a student.
a She's b He's c It's
- 3 A Where ___ from? B He's from Turkey.
a he is b is c is he
- 4 They ___ American, they're Canadian.
a isn't b aren't c not are
- 5 A Are you from Paris? B Yes, ____.
a I am b I'm c I are
- 6 She's Brazilian. ___ name's Daniela.
a His b Her c Your
- 7 We're from the US. ___ last name is Martin.
a Your b Their c Our
- 8 A What are they? B They're ____.
a watches b a watch c watches
- 9 A What is it? B It's ____.
a a umbrella b an umbrella c umbrella
- 10 It's an ____.
a animal ugly b ugly animal c beautiful animal
- 11 I have a ____.
a bag very big b very bag big c very big bag
- 12 They're very ____.
a difficult exercises b exercises difficult
c difficults exercises
- 13 ___ careful! That dog's dangerous.
a Have b Be you c Be
- 14 Please ___ in the library.
a not eat b don't eat c no eat
- 15 I'm hungry. ___ stop for some food.
a Let's b Let c Don't

VOCABULARY

a Complete with *at, from, in, off, or to*.

- 1 I'm _____ Japan.
- 2 Nice _____ meet you.
- 3 What's *bonjour* _____ English?
- 4 Look _____ the board.
- 5 Please turn _____ your phone.

b Complete the phrases with these verbs.

Answer Open Read Stand Work

- | | |
|-------------------|-------------------|
| 1 _____ the text. | 4 _____ the door. |
| 2 _____ in pairs. | 5 _____ the |
| 3 _____ up. | questions. |

c Circle the word that is different.

- one (book) six three
- 1 eight file seven two
- 2 Brazil Chinese Vietnam Mexico
- 3 France Peruvian Japanese Turkish
- 4 Africa Asia Europe Ireland
- 5 sixteen forty eighty ninety
- 6 Friday Germany Monday Wednesday
- 7 glasses headphones change purse scissors
- 8 door school window wall
- 9 book magazine newspaper wallet
- 10 angry happy stressed tired

d Write the opposite adjective.

- 1 good _____
- 2 expensive _____
- 3 dirty _____
- 4 high _____
- 5 left _____

PRONUNCIATION

a Practice the words and sounds.

Vowel sounds



fish



tree



cat



car

Consonant sounds



snake



zebra



shower



jazz

b P p.166-7 Sound Bank Say more words for each sound.

c What sound do the pink letters have in these words?

- 1 email 2 fast 3 page 4 sit 5 tissues

d Underline the stressed syllable.

- 1 ad dress 3 ex pen sive 5 thir teen
2 Ger man y 4 sun gla sses

CAN YOU understand this text?

- a Read the article once. What kind of people is it for?
- b Read the article again. Mark the sentences **T** (true) or **F** (false).
- 1 Rockefeller Center is very expensive.
 - 2 It's a good place to take photos.
 - 3 A lot of people stand and wait to get tickets for the Statue of Liberty.
 - 4 It's a good idea to drive in New York City.
 - 5 It's easy to walk to Coney Island from New York.
 - 6 Good Enough to Eat is open from morning to night.

CAN YOU understand these people?

2.18 Watch or listen and answer the questions.



- 1 Her name is ____.
a Malini b Mallini c Malinni
- 2 Olga is from ____.
a Mexico b Monaco c Moscow
- 3 Her name is ____.
a Lydia b Lisa c Lena
She's ____.
a Canadian b American c English
- 4 Jake is ____.
a very untidy b tidy c very tidy


CAN YOU say this in English?

Do the tasks with a partner. Check (✓) the box if you can do these things.

Can you...?

- 1 count from 0–20
- 2 count from 20–100 (20, 30, etc.)
- 3 say the days of the week
- 4 give three instructions, two and one
- 5 introduce yourself and another person
- 6 answer the questions below
 - What's your first name / last name?
 - How do you spell it?
 - Where are you from?

Plan your trip to New York with these top tips



Go to Rockefeller Center


It's cheap, and from the top floor you can see Central Park, the Empire State Building, and more. Remember to take your camera!

Buy your tickets for the Statue of Liberty online

The Statue of Liberty is an American icon, but there are always long lines for tickets. Buy them on the internet before you go.


Explore the city on foot

Don't rent a car in New York City. The best thing is to walk – but good shoes are very important! Slow down and listen to the city. Sit on the grass in Central Park on a sunny day. But if you are tired, take a bus or the subway!



Visit Coney Island

Go to Coney Island by subway (an hour) and have a delicious New York hot dog. If it's hot, go for a swim in the Atlantic!



Have a meal at Good Enough to Eat

Good Enough to Eat on 83rd Street is a great traditional American restaurant serving breakfast, lunch, and dinner. It has salads, sandwiches, steak, and more.

Oxford University Press is the world's authority on the English language.

As part of the University of Oxford, we are committed to furthering English language learning worldwide.

We continuously bring together our experience, expertise and research to create resources such as this one, helping millions of learners of English to achieve their potential.



American English File

gets you talking

Third Edition

90% of teachers who took part in an Oxford Impact study found that *American English File* **improves students' speaking skills.**

- Engage with **uniquely motivating texts, topics, and tasks** that make you want to speak.
- Build your confidence to communicate with a proven balance of **Grammar, Vocabulary, Pronunciation, and skills development** in every File.
- Extend learning outside class with **NEW Online Practice.**



Video in every File

Learn language and develop skills with Practical English, NEW documentaries and dramas, and NEW authentic street interviews.

americanenglishfileonline.com

Look again at language from the lesson, do extra practice, improve your speaking with interactive video and the Sound Bank video, and check your progress.

FOR STUDENTS

- Student Book with Online Practice
- Multi-Packs with Online Practice
- Workbook
- English File Say It app for pronunciation practice

FOR TEACHERS

- Teacher's Guide with Teacher Resource Center
- Classroom Presentation Tool
- Class DVD
- Class Audio CDs



OXFORD UNIVERSITY PRESS

www.oup.com/elt

English Sounds Pronunciation Chart based on an original idea and design by Paul Seligson and Carmen Dolz.

