

OXFORD

fourth  
edition

# English File

**Beginner**  
Student's Book

WITH ONLINE PRACTICE

Christina Latham-Koenig  
Clive Oxenden  
Jerry Lambert



# Contents

		GRAMMAR	VOCABULARY	PRONUNCIATION
<b>1</b>				
6	<b>A</b> A cappuccino, please	verb <i>be</i> (singular): <i>I</i> and <i>you</i>	numbers 0–10, days of the week, saying goodbye	/h/, /aɪ/, and /i:/
8	<b>B</b> World music	verb <i>be</i> (singular): <i>he</i> , <i>she</i> , <i>it</i>	countries	/ɪ/, /əʊ/, /s/, and /ʃ/
10	<b>Practical English</b> Episode 1	checking into a hotel, booking a table	v the classroom    p the alphabet	
<b>2</b>				
12	<b>A</b> Are you on holiday?	verb <i>be</i> (plural): <i>we</i> , <i>you</i> , <i>they</i>	nationalities	/dʒ/, /tʃ/, and /ʃ/
14	<b>B</b> That's my bus!	Wh- and How questions with <i>be</i>	phone numbers, numbers 11–100	understanding numbers
16	<b>Revise and Check</b> 1&2			
<b>3</b>				
18	<b>A</b> Where are my keys?	singular and plural nouns, <i>a</i> / <i>an</i>	small things	/z/ and /s/, plural endings
20	<b>B</b> Souvenirs	<i>this</i> / <i>that</i> / <i>these</i> / <i>those</i>	souvenirs	/ð/, sentence rhythm
22	<b>Practical English</b> Episode 2	understanding prices, buying lunch	p /uə/, /s/, and /k/	
<b>4</b>				
24	<b>A</b> Meet the family	possessive adjectives, possessive 's	people and family	/n/, /æ/, and /ə/
26	<b>B</b> The perfect car	adjectives	colours and common adjectives	/ɑ:/ and /ɔ:/, linking
28	<b>Revise and Check</b> 3&4			
<b>5</b>				
30	<b>A</b> A big breakfast?	present simple ⊕ and ⊖: <i>I</i> , <i>you</i> , <i>we</i> , <i>they</i>	food and drink	/dʒ/ and /g/
32	<b>B</b> A very long flight	present simple ⊕: <i>I</i> , <i>you</i> , <i>we</i> , <i>they</i>	common verb phrases 1	/w/ and /v/, sentence rhythm and linking
34	<b>Practical English</b> Episode 3	telling the time    v the time, saying how you feel	p /v/, silent consonants	
<b>6</b>				
36	<b>A</b> A school reunion	present simple: <i>he</i> , <i>she</i> , <i>it</i>	jobs and places of work	third person -es, sentence rhythm
38	<b>B</b> Good morning, goodnight	adverbs of frequency	a typical day	/j/ and /ju:/, sentence rhythm
40	<b>Revise and Check</b> 5&6			



	GRAMMAR	VOCABULARY	PRONUNCIATION
<b>7</b>			
42 <b>A Have a nice weekend!</b>	word order in questions: <i>be</i> and present simple	common verb phrases 2: free time	/w/, /h/, /eə/, and /aʊ/
44 <b>B Lights, camera, action!</b>	imperatives, object pronouns: <i>me, him</i> , etc.	kinds of films	sentence rhythm
46 <b>Practical English Episode 4</b>	saying the date, talking on the phone	v months, ordinal numbers	P /θ/
<b>8</b>			
48 <b>A Can I park here?</b>	<i>can / can't</i>	more verb phrases	<i>can / can't</i> : /ɜ/, /æ/, and /ɑ:/, sentence rhythm
50 <b>B I ♥ cooking</b>	<i>like / love / hate + verb + -ing</i>	activities	/ʊ/, /u:/, and /ɪ/, sentence rhythm
52 <b>Revise and Check 7&amp;8</b>			
<b>9</b>			
54 <b>A Everything's fine!</b>	present continuous	common verb phrases 2: travelling	sentence rhythm
56 <b>B Working undercover</b>	present continuous or present simple?	clothes	/ɜ:/, other vowel sounds
58 <b>Practical English Episode 5</b>	inviting and offering	P sentence rhythm	
<b>10</b>			
60 <b>A A room with a view</b>	<i>there's a... / there are some...</i>	hotels, <i>in, on, under</i>	/ɪə/ and /eə/
62 <b>B Where were you?</b>	past simple: <i>be</i>	<i>in, on, at</i>	<i>was</i> and <i>were</i> , sentence rhythm
64 <b>Revise and Check 9&amp;10</b>			
<b>11</b>			
66 <b>A A new life in the USA</b>	past simple: regular verbs	regular verbs	regular past simple endings
68 <b>B How was your day?</b>	past simple irregular verbs: <i>get, go, have, do</i>	verb phrases with <i>get, go, have, do</i>	sentence rhythm
70 <b>Practical English Episode 6</b>	asking for and giving directions P sentence rhythm and polite intonation	v prepositions of place	
<b>12</b>			
72 <b>A Strangers on a train</b>	past simple: regular and irregular verbs	regular and irregular verbs	irregular verbs
74 <b>B Revise the past</b>	past simple revision	revision of past verb forms	revision of vowel sounds
76 <b>Revise and Check 11&amp;12</b>			

78 **Communication**  
86 **Writing**  
88 **Listening**

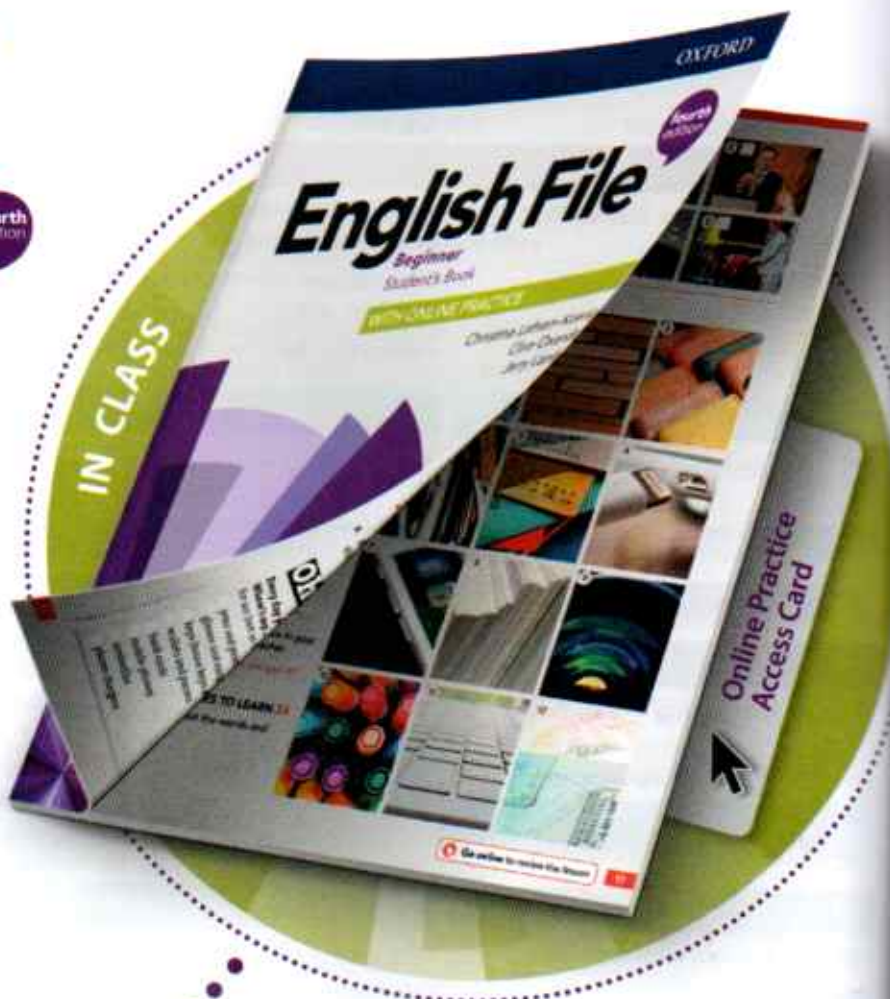
92 **Grammar Bank**  
116 **Vocabulary Bank**

131 **Words and phrases to learn**  
133 **Regular and irregular verbs**  
134 **Sound Bank**

## Course overview

# English File<sup>fourth edition</sup>

Welcome to **English File fourth edition**. This is how to use the Student's Book, Online Practice, and the Workbook in and out of class.



### Student's Book

All the language and skills you need to improve your English, with Grammar, Vocabulary, Pronunciation, and skills work in every File. Also available as an eBook.

**Use your Student's Book in class with your teacher.**



### Workbook

Grammar, Vocabulary, and Pronunciation practice for every lesson.

**Use your Workbook for homework or for self-study to practise language and to check your progress.**



ACTIVITIES AUDIO VIDEO RESOURCES



ONLINE



### Online Practice

**Look again** at Student's Book language you want to review or that you missed in class, do extra **Practice** activities, and **Check your progress** on what you've learnt so far.

Use the Online Practice to learn outside the classroom and get instant feedback on your progress.

Go to **englishfileonline.com** and use the code on your Access Card to log into the Online Practice.



### LOOK AGAIN

- Review the language from every lesson.
- Watch the videos and listen to all the class audio as many times as you like.

### PRACTICE

- Improve your skills with extra Reading, Writing, Listening and Speaking practice.
- Use the interactive video to practise Practical English.

### CHECK YOUR PROGRESS

- Test yourself on the language from the File and get instant feedback.
- Try an extra Challenge.

### SOUND BANK

- Use the Sound Bank videos to practise and improve your pronunciation of English sounds.

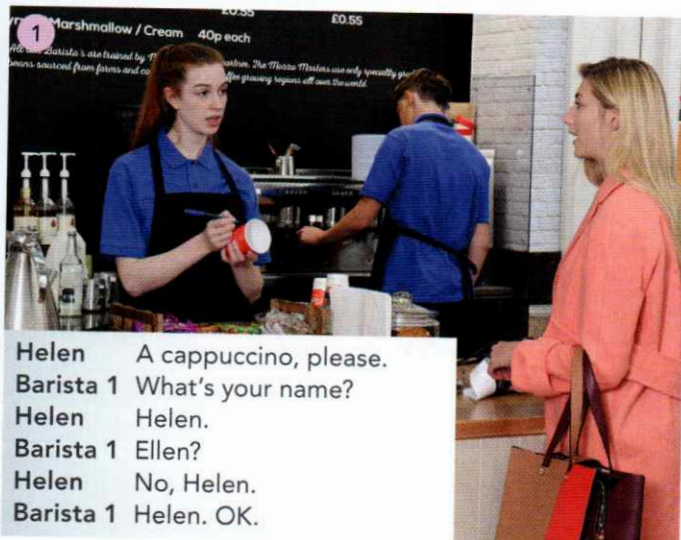
englishfileonline.com



## 1 LISTENING &amp; SPEAKING


a 1.2 Read and listen.

1



Helen A cappuccino, please.  
Barista 1 What's your name?  
Helen Helen.  
Barista 1 Ellen?  
Helen No, Helen.  
Barista 1 Helen. OK.

2



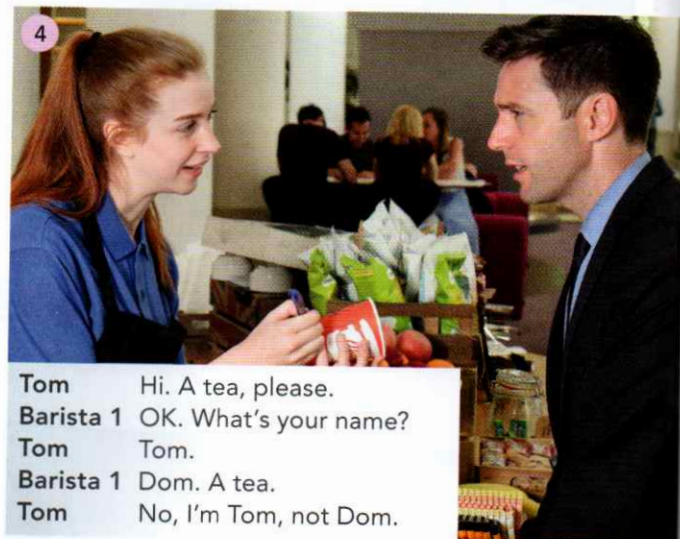
Barista 2 Are you Diana?  
Helen No, I'm not. I'm Helen.  
Barista 2 Sorry.  
Helen? Your cappuccino.  
Helen Thanks.

3



Tom Hello. Are you Helen?  
Helen Yes, I am. And you're Tom.  
Tom Yes! Nice to meet you.  
Helen Nice to meet you.  
Tom Just a minute.

4



Tom Hi. A tea, please.  
Barista 1 OK. What's your name?  
Tom Tom.  
Barista 1 Dom. A tea.  
Tom No, I'm Tom, not Dom.

b 1.3 Listen and repeat the conversations.

c In pairs, practise the conversations.

## 2 GRAMMAR verb be (singular): I and you

a Write I or You in photos 1 and 2.

b p.92 Grammar Bank 1A

c 1.6 Listen and say the contractions.

1 I am (I'm)

1



2





VOCABULARY numbers 0–10

1.7 Listen and tick (✓) the correct photo.



p.116 Vocabulary Bank Numbers Do Part 1.

1.9 Listen and write the numbers.

7

1.10 Listen and say the next number.

one, two (three

PRONUNCIATION

/h/, /aɪ/, and /i:/

1.11 Listen and repeat the words and sounds.


	house	hi hello Helen
	bike	I'm nice five nine
	tree	meet three tea please

1.12 Listen and repeat the sentences.

Hello, Helen!  
Hi, I'm Mike.  
Three teas, please.

5 SPEAKING

Practise with other students.



6 VOCABULARY

days of the week, saying goodbye

a 1.13 Listen and repeat the days of the week.

Monday /ˈmʌndeɪ/  
Tuesday /ˈtʃuːzdeɪ/  
Wednesday /ˈwenzdeɪ/  
Thursday /ˈθɜːzdeɪ/  
Friday /ˈfraɪdeɪ/  
Saturday /ˈsætədeɪ/  
Sunday /ˈsʌndeɪ/

Capital letters  
Monday **NOT** monday  
Friday **NOT** friday

b Write the days of the week.

today = \_\_\_\_\_ tomorrow = \_\_\_\_\_  
the weekend = \_\_\_\_\_ and \_\_\_\_\_

c Cover a and say the days from Monday to Sunday. What days are your English classes?

d 1.14 Listen and repeat.



e Say goodbye. (Bye. See you tomorrow.

WORDS AND PHRASES TO LEARN 1A

p.131 Listen and repeat the words and phrases.

Go online to review the lesson



G verb be (singular): he, she, it V countries P /ɪ/, /əʊ/, /s/, and /ʃ/

## 1 VOCABULARY countries

- a **1.16** Listen to the music. Where's it from? Write 1–5.  
☐ China ☐ England ☒ 1 Spain ☐ the United States ☐ Turkey
- b **1.17** Listen and check.
- c **p.117 Vocabulary Bank Countries and nationalities**  
Do Part 1.
- d **1.19** Listen and repeat the conversation. Copy the rhythm.  
 A Where are you from?  
 B I'm from Toledo.  
 A Where's Toledo?  
 B It's in Spain.
- e Practise the conversation with your city and country.
- f **Communication** Where is it? **A p.78 B p.82** Ask and answer questions about cities and countries.

## 2 GRAMMAR verb be (singular): he, she, it

- a **1.20** Listen to the conversation. Write the countries.

A Wow! Caetano Veloso!  
 B Where's he from?  
 A He's from \_\_\_\_\_.  
 B Is Lila Downs from \_\_\_\_\_, too?  
 A No, she isn't. She's from \_\_\_\_\_.  
 B Is she good?  
 A Yes, she is. Very good.

- b **1.21** Listen again and repeat.
- c In pairs, practise the conversation.
- d Match the words with the photos.

☐ she  
☐ it  
☐ he



- e Complete the chart for be (singular).

<input checked="" type="checkbox"/> I am = I'm you are = you're he is = he _____ she is = she _____ it is = it _____	<input type="checkbox"/> I am not = I'm not you are not = you aren't he is not = he _____ she is not = she _____ it is not = it _____
--	---

- f **p.92 Grammar Bank 1B**



**FRIDAY 18**  
Caetano Veloso

**SATURDAY 19**  
Lila Downs





## ALSO APPEARING

Lula Pena  
 Mercedes Peón  
 Gaye Su Akyol  
 Sergio Mendoza  
 Warsaw Village Band  
 Martynas Levickis



### 3 PRONUNCIATION /ɪ/, /əʊ/, /s/, and /ʃ/

a 1.25 Listen and repeat the words and sounds.

	fish	it Italy six England
	phone	no don't Poland Mexico know
	snake	say seven city nice
	shower	she Russia

b 1.26 Listen and repeat the sentences.

Is he from Italy? It's a nice city.  
I don't know. She's from Russia.

### 4 LISTENING & SPEAKING

a 1.27 Listen to the difference between *he* and *she*.

- |                              |                             |
|------------------------------|-----------------------------|
| 1 a Is <b>he</b> from Egypt? | b Is <b>she</b> from Egypt? |
| 2 a <b>He's</b> from Turkey. | b <b>She's</b> from Turkey. |
| 3 a Where's <b>he</b> from?  | b Where's <b>she</b> from?  |
| 4 a <b>He's</b> nice.        | b <b>She's</b> nice.        |
| 5 a Where is <b>he</b> ?     | b Where is <b>she</b> ?     |

b Practise saying sentences a and b.

c 1.28 Listen and tick (✓) the sentence you hear in a.

d 1.29 Listen and write six sentences or questions.

1 *He's from Egypt.*

e Look at the photos. Ask and answer questions with a partner about the artists or instruments.

*Where's he from?* ( *He's from the USA.*

*Where's she from?* ( *She's from Spain.*

*Where's it from?* ( *It's from Russia.*

f 1.30 Listen and check.


g Test your partner. Point to a photo and ask a question with *Is he / she / it from...?*

*Number two. Is she from Japan?*

( *No, she isn't. She's from China.*

### WORDS AND PHRASES TO LEARN 1B

p.131 Listen and repeat the words and phrases.



Go online to review the lesson



## 1 THE ALPHABET

- a 1.32 Listen to the alphabet. Repeat the letters.



- b 1.33 Listen and repeat the words, sounds, and letters.

	tree	B C D E G P T V
	egg	F L M N S X
	train	A H J K

- c 1.34 Listen to the difference between the letters.

- |       |        |
|-------|--------|
| 1 E A | 7 G J  |
| 2 E I | 8 K Q  |
| 3 U W | 9 M N  |
| 4 Y I | 10 S C |
| 5 B P | 11 D T |
| 6 B V | 12 W V |

- d 1.35 Listen. Circle the letter you hear in c.

- e 1.36 Look at the photos. How do you say the letters? Listen and check.



- f Communication Hit the ships A p.78 B p.82 Play a game with numbers and letters.

## 2 VOCABULARY the classroom

- a 1.37 Listen and complete the conversation with the words from the list.

Book English spell What

Student 1 \_\_\_\_\_ 's libro in 2 \_\_\_\_\_ ?  
 Teacher 3 \_\_\_\_\_ .  
 Student How do you 4 \_\_\_\_\_ it?  
 Teacher B-O-O-K.

- b Vp.118 Vocabulary Bank The classroom

- c Complete the conversations.

1 Teacher \_\_\_\_\_ your books, please. \_\_\_\_\_ to page 7.  
 Student \_\_\_\_\_, can you \_\_\_\_\_ that, please?  
 Teacher Go to page 7.  
 2 Student \_\_\_\_\_ me. \_\_\_\_\_ do you spell 'birthday'?  
 Teacher B-I-R-T-H-D-A-Y.  
 3 Student \_\_\_\_\_ I'm late.  
 Teacher That's OK. Sit \_\_\_\_\_, please.

- d 1.40 Listen and check.

- e In pairs, practise the conversations in c.

- f 1.41 Listen and do the actions.

1 ) Stand up.



3 **CHECKING INTO A HOTEL**

- a **1.42** Watch or listen to Rob. Circle a or b.
- 1 Rob is from \_\_\_\_\_.
    - a the UK
    - b the USA
  - 2 He's \_\_\_\_\_.
    - a an artist
    - b a journalist
  - 3 He's in Poland \_\_\_\_\_.
    - a on holiday
    - b for work



- b **1.43** Watch or listen and order the sentences.



- 7 W-A-L-K-E-R.
- ☐ My name's Rob Walker. I have a reservation.
- ☐ Sorry?
- 1 Hello.
- ☐ How do you spell it?
- ☐ Walker.
- ☐ Sorry, what's your surname?
- ☐ Thank you. OK, Mr Walker. You're in room 321.
- ☐ Good afternoon.
- ☐ W-A-L-K-E-R.
- ☐ Thanks.

<b>Names</b>	
name	Rob Walker
first name	Rob
surname (or last name)	Walker

- 1.44** Watch or listen and repeat the conversation.
- In pairs, role-play the conversation. Use your name and surname.

<b>Greetings</b>	
Good <u>morning</u>	» 12.00
Good <u>afternoon</u>	12.00 » 6.00 p.m.
Good <u>evening</u>	6.00 p.m. »

4 **BOOKING A TABLE**



- a **1.45** Watch or listen to Jenny. Circle a or b.
- 1 Jenny's from \_\_\_\_\_.
    - a the USA
    - b the UK
  - 2 \_\_\_\_\_ is her birthday.
    - a Today
    - b Tomorrow
  - 3 Locanda Verde is a \_\_\_\_\_.
    - a restaurant
    - b club
- b **1.46** Watch or listen and complete the information.

**LOCANDA VERDE**

**Bookings**

Day \_\_\_\_\_

Table for \_\_\_\_\_ people

Time \_\_\_\_\_ (o'clock)

Name Jenny Ziel

**Z**

In the USA, Z = zee /zi:/

In the UK, Z = zed /zed/

5 **USEFUL PHRASES**

- 1.47** Watch or listen and repeat the useful phrases.

I have a reservation.	Good morning.
How do you spell it?	How can I help you?
Sorry?	A table for tomorrow, please.
Thank you.	That's right.

**Go online** to watch the video and review the lesson