

OXFORD
UNIVERSITY PRESS

fourth
edition

English File

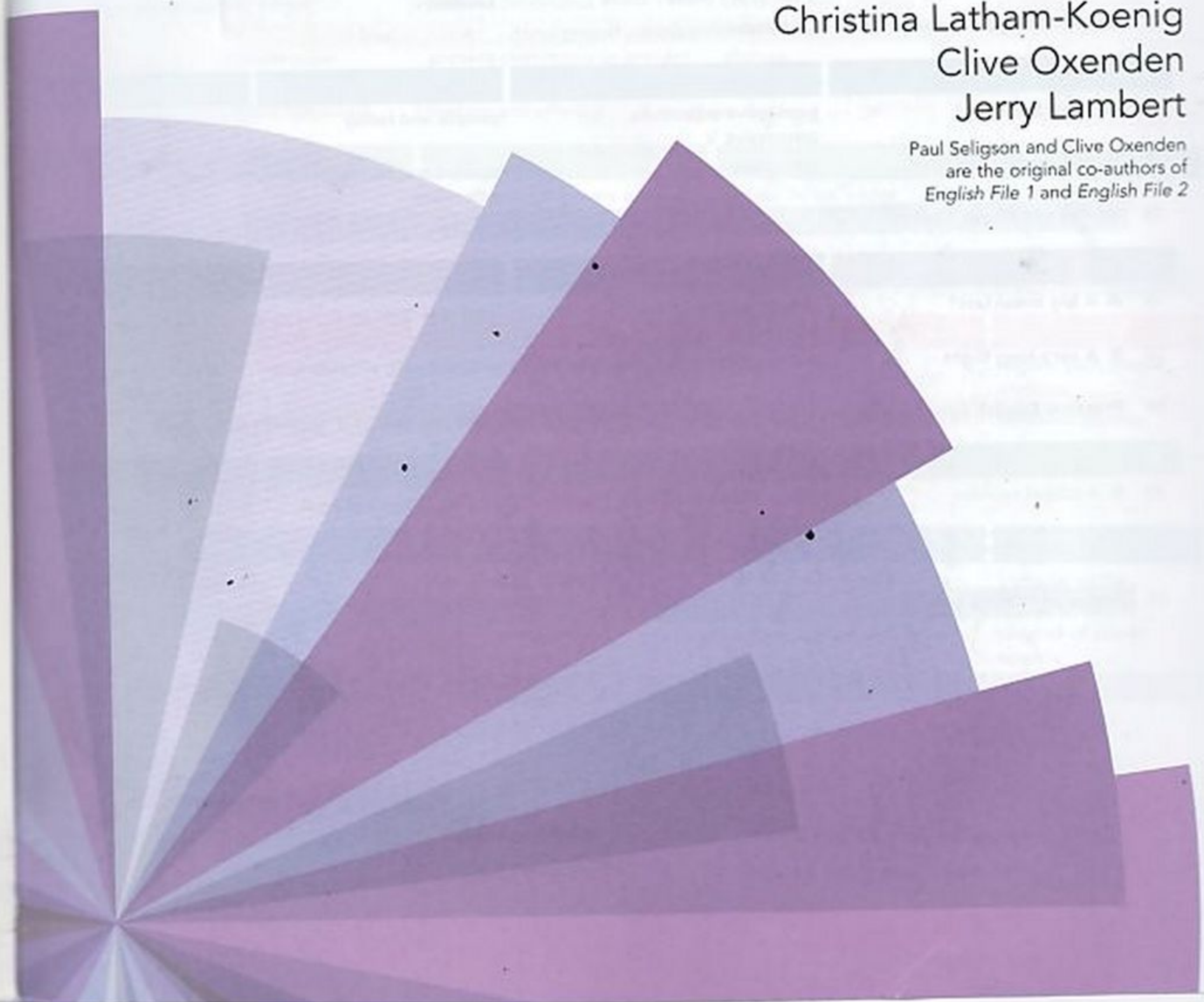
Beginner

Student's Book

WITH ONLINE PRACTICE

Christina Latham-Koenig
Clive Oxenden
Jerry Lambert

Paul Seligson and Clive Oxenden
are the original co-authors of
English File 1 and *English File 2*



Contents

	GRAMMAR	VOCABULARY	PRONUNCIATION
1			
6 A A cappuccino, please	verb be (singular): <i>I</i> and <i>you</i>	numbers 0–10, days of the week, saying goodbye	/h/, /s/, and /t/
8 B World music	verb be (singular): <i>he</i> , <i>she</i> , <i>it</i>	countries	/t/, /s/, /s/, and /j/
10 Practical English Episode 1	checking into a hotel, booking a table	v the classroom	p the alphabet
2			
12 A Are you on holiday?	verb be (plural): <i>we</i> , <i>you</i> , <i>they</i>	nationalities	/dʒ/, /tʃ/, and /j/
14 B That's my bus!	Wh- and How questions with <i>be</i>	phone numbers, numbers 11–100	understanding numbers
16 Revise and Check 1&2			
3			
18 A Where are my keys?	singular and plural nouns, <i>a</i> / <i>an</i>	small things	/z/ and /s/, plural endings
20 B Souvenirs	<i>this</i> / <i>that</i> / <i>these</i> / <i>those</i>	souvenirs	/ð/, sentence rhythm
22 Practical English Episode 2	understanding prices, buying lunch	p /s/, /s/, and /k/	
4			
24 A Meet the family	possessive adjectives, possessive 's	people and family	/s/, /t/, and /s/
26 B The perfect car	adjectives	colours and common adjectives	/s/ and /s/, linking adjectives
28 Revise and Check 3&4			
5			
30 A A big breakfast?	present simple ⊕ and ⊖: <i>I</i> , <i>you</i> , <i>we</i> , <i>they</i>	food and drink	/dʒ/ and /g/
32 B A very long flight	present simple ⊕: <i>I</i> , <i>you</i> , <i>we</i> , <i>they</i>	common verb phrases 1	/w/ and /v/, sentence rhythm and linking
34 Practical English Episode 3	telling the time	v the time, saying how you feel	p /b/, silent consonants
6			
36 A A school reunion	present simple: <i>he</i> , <i>she</i> , <i>it</i>	jobs and places of work	third person -es, sentence rhythm
38 B Good morning, goodnight	adverbs of frequency	a typical day	/j/ and /ju:/, sentence rhythm
40 Revise and Check 5&6			

	GRAMMAR	VOCABULARY	PRONUNCIATION
7			
42 A Have a nice weekend!	word order in questions: <i>be</i> and present simple	common verb phrases 2: free time	/w/, /h/, /eə/, and /aʊ/
44 B Lights, camera, action!	imperatives, object pronouns: <i>me, him, etc.</i>	kinds of films	sentence rhythm
46 Practical English Episode 4	saying the date, talking on the phone	v months, ordinal numbers	P /t/
8			
48 A Can I park here?	<i>can / can't</i>	more verb phrases	<i>can / can't</i> : /ɔ/, /æ/, and /ɑ:/, sentence rhythm
50 B I ♥ cooking	<i>like / love / hate + verb + -ing</i>	activities	/ʌ/, /u:/, and /ŋ/, sentence rhythm
52 Revise and Check 7&8			
9			
54 A Everything's fine!	present continuous	common verb phrases 2: travelling	sentence rhythm
56 B Working undercover	present continuous or present simple?	clothes	/ɜ:/, other vowel sounds
58 Practical English Episode 5	inviting and offering	P sentence rhythm	
10			
60 A A room with a view	<i>there's a... / there are some...</i>	hotels, <i>in, on, under</i>	/ɪə/ and /eə/
62 B Where were you?	past simple: <i>be</i>	<i>in, on, at</i>	<i>was and were</i> , sentence rhythm
64 Revise and Check 9&10			
11			
66 A A new life in the USA	past simple: regular verbs	regular verbs	regular past simple endings
68 B How was your day?	past simple irregular verbs: <i>get, go, have, do</i>	verb phrases with <i>get, go, have, do</i>	sentence rhythm
70 Practical English Episode 6	asking for and giving directions P sentence rhythm and polite intonation	v prepositions of place	
12			
72 A Strangers on a train	past simple: regular and irregular verbs	regular and irregular verbs	irregular verbs
74 B Revise the past	past simple revision	revision of past verb forms	revision of vowel sounds
76 Revise and Check 11&12			

78 Communication

86 Writing

88 Listening

92 Grammar Bank

116 Vocabulary Bank

131 Words and phrases to learn

133 Regular and irregular verbs

134 Sound Bank

Course overview

English File^{fourth edition}

Welcome to **English File fourth edition**. This is how to use the Student's Book, Online Practice, and the Workbook in and out of class.



Student's Book

All the language and skills you need to improve your English, with Grammar, Vocabulary, Pronunciation, and skills work in every File. Also available as an eBook.

Use your Student's Book in class with your teacher.

Workbook

Grammar, Vocabulary, and Pronunciation practice for every lesson.

Use your Workbook for homework or for self-study to practise language and to check your progress.



Go to **englishfileonline.com** and use the code on your Access Card to log into the Online Practice.

ACTIVITIES AUDIO VIDEO RESOURCES



ONLINE



Online Practice

Look again at Student's Book language you want to review or that you missed in class, do extra **Practice** activities, and **Check your progress** on what you've learnt so far.

Use the Online Practice to learn outside the classroom and get instant feedback on your progress.

LOOK AGAIN

- Review the language from every lesson.
- Watch the videos and listen to all the class audio as many times as you like.

PRACTICE

- Improve your skills with extra Reading, Writing, Listening and Speaking practice.
- Use the interactive video to practise Practical English.

CHECK YOUR PROGRESS

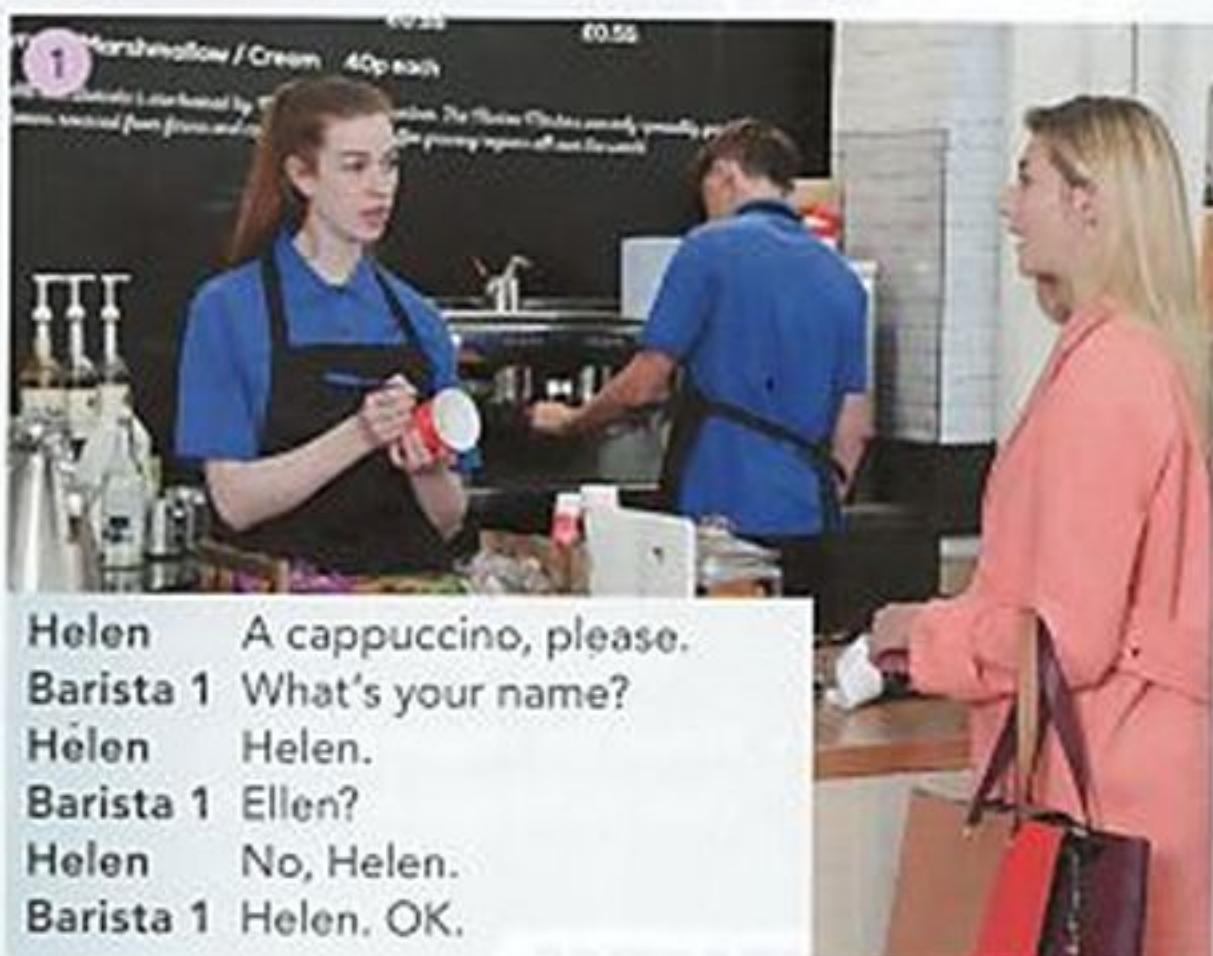
- Test yourself on the language from the File and get instant feedback.
- Try an extra Challenge.

SOUND BANK

- Use the Sound Bank videos to practise and improve your pronunciation of English sounds.

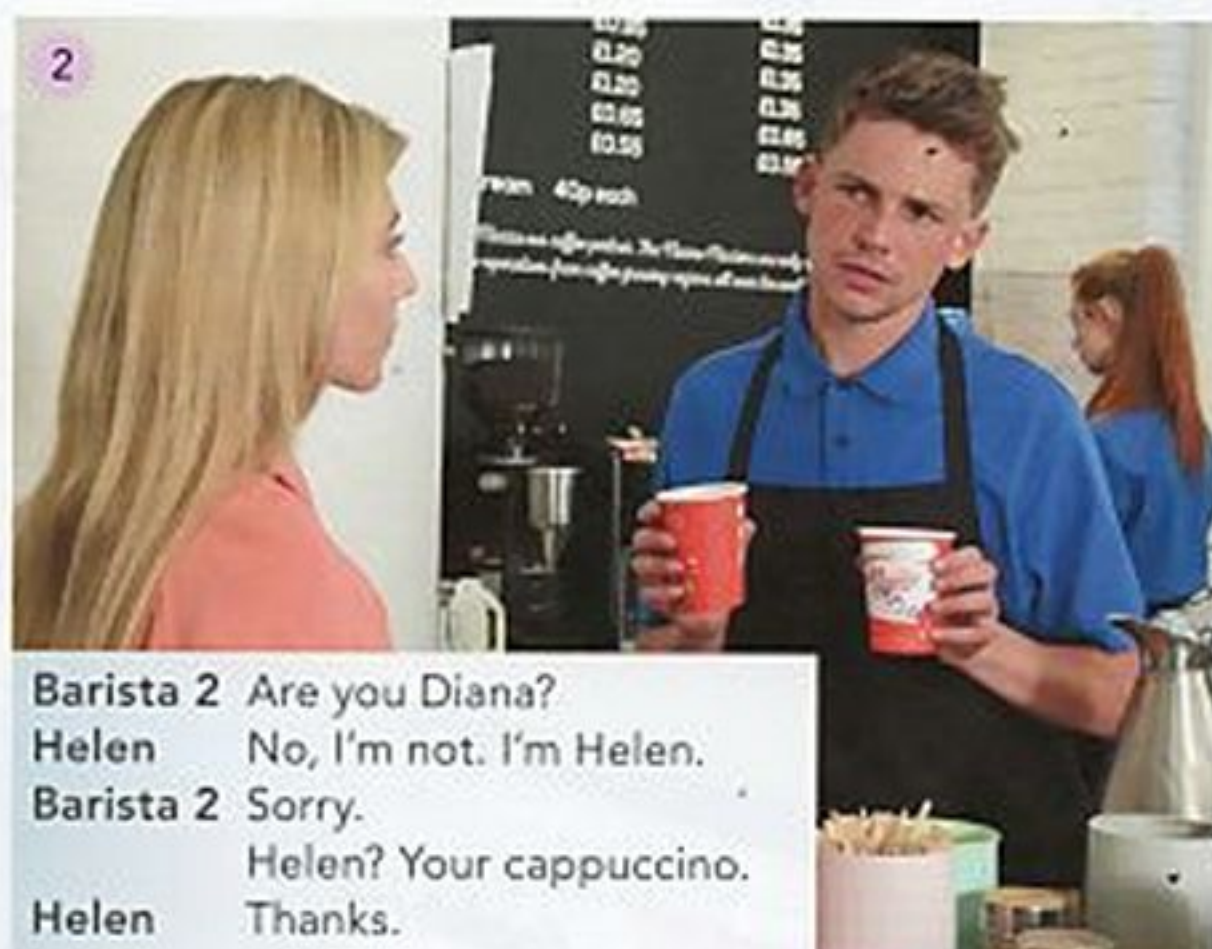
1 LISTENING & SPEAKING

a 1.2 Read and listen.



1

Helen A cappuccino, please.
Barista 1 What's your name?
Helen Helen.
Barista 1 Ellen?
Helen No, Helen.
Barista 1 Helen. OK.




2

Barista 2 Are you Diana?
Helen No, I'm not. I'm Helen.
Barista 2 Sorry.
Helen? Your cappuccino.
Helen Thanks.



3

Tom Hello. Are you Helen?
Helen Yes, I am. And you're Tom.
Tom Yes! Nice to meet you.
Helen Nice to meet you.
Tom Just a minute.



4

Tom Hi. A tea, please.
Barista 1 OK. What's your name?
Tom Tom.
Barista 1 Dom. A tea.
Tom No, I'm Tom, not Dom.

b 1.3 Listen and repeat the conversations.

c In pairs, practise the conversations.

2 GRAMMAR verb be (singular): I and you

a Write I or You in photos 1 and 2.

b p.92 Grammar Bank 1A

c 1.6 Listen and say the contractions.

1 I am (I'm)



1 'm
Helen.

2 're
Tom.

3 VOCABULARY numbers 0-10

- a 1.7 Listen and tick (✓) the correct photo.



- b p.116 Vocabulary Bank Numbers Do Part 1.

- c 1.9 Listen and write the numbers.



- d 1.10 Listen and say the next number.

) one, two (three

4 PRONUNCIATION

/h/, /aɪ/, and /i:/

- a 1.11 Listen and repeat the words and sounds.


	house	hi hello Helen
	bike	I'm nice five nine
	tree	meet three tea please

- b 1.12 Listen and repeat the sentences.

Hello, Helen!
Hi, I'm Mike.
Three teas, please.

5 SPEAKING

Practise with other students.



6 VOCABULARY

days of the week, saying goodbye

- a 1.13 Listen and repeat the days of the week.

Monday /ˈmʌndeɪ/
Tuesday /ˈtʃuːzdeɪ/
Wednesday /ˈwenzdeɪ/
Thursday /ˈθɜːzdeɪ/
Friday /ˈfraɪdeɪ/
Saturday /ˈsætədeɪ/
Sunday /ˈsʌndeɪ/

Capital letters
Monday **NOT** monday
Friday **NOT** friday

- b Write the days of the week.

today = _____ tomorrow = _____
the weekend = _____ and _____

- c Cover a and say the days from Monday to Sunday. What days are your English classes?

- d 1.14 Listen and repeat.



- e Say goodbye. (Bye. See you tomorrow.)

WORDS AND PHRASES TO LEARN 1A

p.131 Listen and repeat the words and phrases.

Go online to review the lesson

G verb be (singular): he, she, it V countries P /ɪ/, /oʊ/, /s/, and /j/

1 VOCABULARY countries

- a 1.16 Listen to the music. Where's it from? Write 1–5.
 China England Spain the United States Turkey
- b 1.17 Listen and check.
- c p.117 Vocabulary Bank Countries and nationalities Do Part 1.
- d 1.19 Listen and repeat the conversation. Copy the rhythm.
- A Where are you from?
 B I'm from Toledo.
 A Where's Toledo?
 B It's in Spain.
- e Practise the conversation with your city and country.
- f Communication Where is it? A p.78 B p.82 Ask and answer questions about cities and countries.

2 GRAMMAR verb be (singular): he, she, it

- a 1.20 Listen to the conversation. Write the countries.

A Wow! Caetano Veloso!
 B Where's he from?
 A He's from _____.
 B Is Lila Downs from _____, too?
 A No, she isn't. She's from _____.
 B Is she good?
 A Yes, she is. Very good.

- b 1.21 Listen again and repeat.
- c In pairs, practise the conversation.
- d Match the words with the photos.

- she
 it
 he



- e Complete the chart for be (singular).

+	I am = I'm you are = you're he is = he _____ she is = she _____ it is = it _____	-	I am not = I'm not you are not = you aren't he is not = he _____ she is not = she _____ it is not = it _____
---	--	---	--

- f p.92 Grammar Bank 1B

June 18–19

WORLD MUSIC FESTIVAL





FRIDAY 18 Caetano Veloso

SATURDAY 19 Lila Downs

ALSO APPEARING
 Lula Pena
 Mercedes Peón
 Gaye Su Akyol
 Sergio Mendoza
 Warsaw Village Band
 Martynas Levickis

3 PRONUNCIATION /ɪ/, /əʊ/, /s/, and /ʃ/

a 1.25 Listen and repeat the words and sounds.

	fish	it Italy six England
	phone	no don't Poland Mexico know
	snake	say seven city nice
	shower	she Russia

b 1.26 Listen and repeat the sentences.

Is he from Italy? It's a nice city.
I don't know. She's from Russia.

4 LISTENING & SPEAKING

a 1.27 Listen to the difference between *he* and *she*.

- | | |
|------------------------------|-----------------------------|
| 1 a Is he from Egypt? | b Is she from Egypt? |
| 2 a He's from Turkey. | b She's from Turkey. |
| 3 a Where's he from? | b Where's she from? |
| 4 a He's nice. | b She's nice. |
| 5 a Where is he ? | b Where is she ? |

b Practise saying sentences a and b.

c 1.28 Listen and tick (✓) the sentence you hear in a.

d 1.29 Listen and write six sentences or questions.

1 *He's from Egypt.*

e Look at the photos. Ask and answer questions with a partner about the artists or instruments.

Where's he from? (*He's from the USA.*)

Where's she from? (*She's from Spain.*)

Where's it from? (*It's from Russia.*)

f 1.30 Listen and check.


g Test your partner. Point to a photo and ask a question with *Is he / she / it from...?*

Number two. Is she from Japan?

(*No, she isn't. She's from China.*)

WORDS AND PHRASES TO LEARN 1B

p.131 Listen and repeat the words and phrases.



1 THE ALPHABET

- a 1.32 Listen to the alphabet. Repeat the letters.

Aa Bb Cc Dd
Ee Ff Gg Hh
Ii Jj Kk Ll
Mm Nn Oo Pp
Qq Rr Ss Tt
Uu Vv Ww
Xx Yy Zz

- b 1.33 Listen and repeat the words, sounds, and letters.

 tree	B C D E G P T V
 egg	F L M N S X
 train	A H J K

- c 1.34 Listen to the difference between the letters.

1 E A	7 G J
2 E I	8 K Q
3 U W	9 M N
4 Y I	10 S C
5 B P	11 D T
6 B V	12 W V

- d 1.35 Listen. Circle the letter you hear in c.

- e 1.36 Look at the photos. How do you say the letters? Listen and check.



- f Communication Hit the ships A p.78 B p.82 Play a game with numbers and letters.

2 VOCABULARY the classroom

- a 1.37 Listen and complete the conversation with the words from the list.

Book English spell What

- Student 1 _____'s libro in 2 _____?
Teacher 3 _____.
Student How do you 4 _____ it?
Teacher B-O-O-K.

- b p.118 Vocabulary Bank The classroom

- c Complete the conversations.

- 1 Teacher _____ your books, please. _____ to page 7.
Student _____, can you _____ that, please?
Teacher Go to page 7.
- 2 Student _____ me. _____ do you spell 'birthday'?
Teacher B-I-R-T-H-D-A-Y.
- 3 Student _____ I'm late.
Teacher That's OK. Sit _____, please.

- d 1.40 Listen and check.

- e In pairs, practise the conversations in c.

- f 1.41 Listen and do the actions.

1) Stand up.

3 CHECKING INTO A HOTEL

a 1.42 Watch or listen to Rob. Circle a or b.

- Rob is from _____.
a the UK
b the USA
- He's _____.
a an artist
b a journalist
- He's in Poland _____.
a on holiday
b for work



b 1.43 Watch or listen and order the sentences.



7 W-A-L-K-E-R.

My name's Rob Walker. I have a reservation.

Sorry?

1 Hello.

How do you spell it?

Walker.

Sorry, what's your surname?

Thank you. OK, Mr Walker. You're in room 321.

Good afternoon.

W-A-L-K-E-R.

Thanks.

Names

name	Rob Walker
first name	Rob
surname (or last name)	Walker

c 1.44 Watch or listen and repeat the conversation.

d In pairs, role-play the conversation. Use your name and surname.

Greetings

Good <u>morning</u>	» 12.00
Good <u>afternoon</u>	12.00 » 6.00 p.m.
Good <u>evening</u>	6.00 p.m. »

4 BOOKING A TABLE



a 1.45 Watch or listen to Jenny. Circle a or b.

- Jenny's from _____.
a the USA
b the UK
- _____ is her birthday.
a Today
b Tomorrow
- Locanda Verde is a _____.
a restaurant
b club

b 1.46 Watch or listen and complete the information.

LOCANDA VERDE

Bookings

Day _____

Table for _____ people

Time _____ (o'clock)

Name *Jenny Ziel*

Z

In the USA, Z = zee /zi:/

In the UK, Z = zed /zed/

5 USEFUL PHRASES

1.47 Watch or listen and repeat the useful phrases.

I have a reservation.	Good morning.
How do you spell it?	How can I help you?
Sorry?	A table for tomorrow, please.
Thank you.	That's right.

Go online to watch the video and review the lesson