

OXFORD

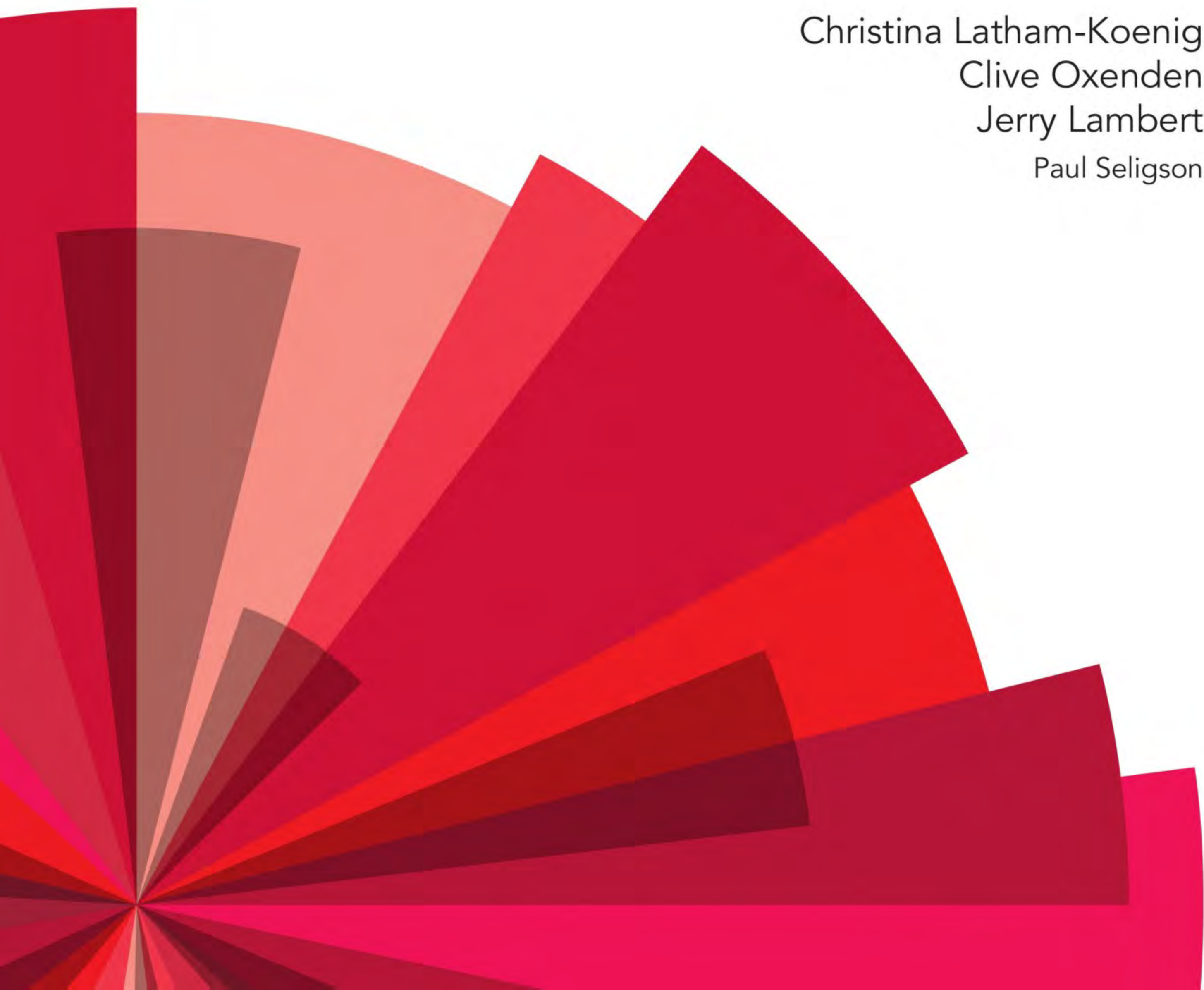
fourth
edition


English File

Elementary

e-book

Christina Latham-Koenig
Clive Oxenden
Jerry Lambert
Paul Seligson



 e-book interactive features

OXFORD
UNIVERSITY PRESS

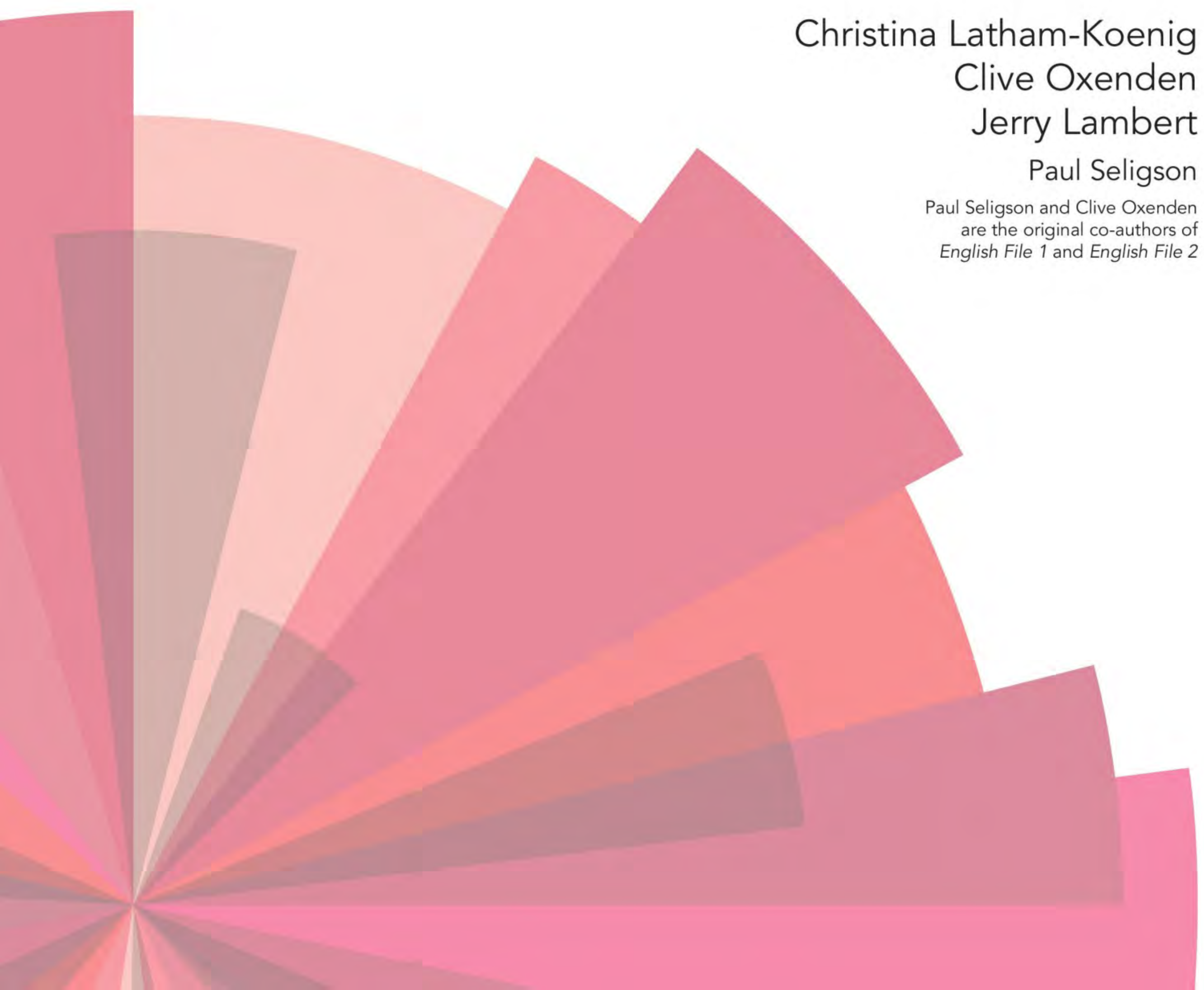
fourth
edition

English File

Elementary
e-book

Christina Latham-Koenig
Clive Oxenden
Jerry Lambert
Paul Seligson

Paul Seligson and Clive Oxenden
are the original co-authors of
English File 1 and *English File 2*



Contents

	GRAMMAR	VOCABULARY	PRONUNCIATION
1			
6	A Welcome to the class verb <i>be</i> ⊕, subject pronouns: <i>I, you, etc.</i>	days of the week, numbers 0–20	vowel sounds, word stress
8	B One world verb <i>be</i> ⊖ and ⊙	countries, numbers 21–100	/ə/, consonant sounds /tʃ/, /ʃ/, /dʒ/, word stress
10	C What's your email? possessive adjectives: <i>my, your, etc.</i>	classroom language	/əʊ/, /u:/, /ɑ:/, the alphabet, sentence stress
12	Practical English Episode 1 checking in V in a hotel		
2			
14	A Are you tidy or untidy? singular and plural nouns	things, <i>in, on, under</i>	final -s and -es
16	B Made in America adjectives	colours, adjectives, modifiers: <i>very / really, quite</i>	long and short vowel sounds
18	C Slow down! imperatives, <i>let's</i>	feelings	linking
20	Revise and Check 1&2		
3			
22	A Britain: the good and the bad present simple ⊕ and ⊖	verb phrases: <i>cook dinner, etc.</i>	third person -s
24	B 9 to 5 present simple ⊙	jobs	/ɜ:/ and /ə/
26	C Love me, love my dog word order in questions	question words	sentence stress
28	Practical English Episode 2 buying a coffee V telling the time		
4			
30	A Family photos possessive 's, <i>Whose...?</i>	family	/ʌ/, the letter o
32	B From morning to night prepositions of time (<i>at, in, on</i>) and place (<i>at, in, to</i>)	daily routine	linking
34	C Blue Zones position of adverbs, expressions of frequency	months, adverbs and expressions of frequency	the letter h
36	Revise and Check 3&4		
5			
38	A Vote for me! <i>can / can't</i>	verb phrases: <i>buy a newspaper, etc.</i>	sentence stress
40	B A quiet life? present continuous: <i>be + verb + -ing</i>	noise: verbs and verb phrases	/ŋ/
42	C A city for all seasons present simple or present continuous?	the weather and seasons	places in London
44	Practical English Episode 3 buying clothes V clothes		
6			
46	A A North African story object pronouns: <i>me, you, him, etc.</i>	words in a story	/aɪ/, /ɪ/, and /i:/
48	B The third Friday in June <i>like + (verb + -ing)</i>	the date, ordinal numbers	/ð/ and /θ/, saying the date
50	C Making music revision: <i>be</i> or <i>do</i> ?	music	/j/, giving opinions
52	Revise and Check 5&6		

	GRAMMAR	VOCABULARY	PRONUNCIATION
7			
54	A Selfies	past simple of <i>be</i> : <i>was / were</i>	word formation: <i>write</i> → <i>writer</i>
56	B Wrong name, wrong place	past simple: regular verbs	past time expressions
58	C Happy New Year?	past simple: irregular verbs	<i>go, have, get</i>
60	Practical English Episode 4	asking the way V directions	sentence stress
8			
62	A A murder mystery	past simple: regular and irregular	irregular verbs
64	B A house with a history	<i>there is / there are, some / any</i> + plural nouns	the house
66	C Room 333	<i>there was / there were</i>	prepositions: place and movement
68	Revise and Check 7&8		past simple verbs
			<i>/ə/</i> and <i>/ɪə/</i>
			silent letters
9			
70	A #mydinnerlastnight	countable / uncountable nouns, <i>a / an, some / any</i>	food and drink
72	B White gold	quantifiers: <i>how much / how many, a lot of, etc.</i>	food containers
74	C Facts and figures	comparative adjectives	high numbers
76	Practical English Episode 5	ordering a meal V understanding a menu	the letters <i>ea</i>
			linking, <i>/ʃ/</i> and <i>/s/</i>
			<i>/ə/</i> , sentence stress
10			
78	A The most dangerous place...	superlative adjectives	places and buildings
80	B Five continents in a day	<i>be going to</i> (plans), future time expressions	city holidays
82	C The fortune teller	<i>be going to</i> (predictions)	verb phrases
84	Revise and Check 9&10		consonant groups
			sentence stress
			word stress
11			
86	A Culture shock	adverbs (manner and modifiers)	common adverbs
88	B Experiences or things?	verb + <i>to</i> + infinitive	verbs that take the infinitive
90	C How smart is your phone?	definite article: <i>the</i> or no <i>the</i>	phones and the internet
92	Practical English Episode 6	getting to the airport V public transport	<i>the</i>
12			
94	A I've seen it ten times!	present perfect	irregular past participles
96	B He's been everywhere!	present perfect or past simple?	learning irregular verbs
98	C The English File interview	revision: question formation	irregular past participles
100	Revise and Check 11&12		
102	Communication	124 Grammar Bank	165 Irregular verbs
113	Writing	148 Vocabulary Bank	166 Sound Bank
118	Listening		

Course overview

English File ^{fourth edition}

Welcome to **English File fourth edition**. This is how to use the Student's Book, Online Practice, and the Workbook in and out of class.



Student's Book

All the language and skills you need to improve your English, with Grammar, Vocabulary, Pronunciation, and skills work in every File. Also available as an eBook.

Use your Student's Book in class with your teacher.

Workbook

Grammar, Vocabulary, and Pronunciation practice for every lesson.

Use your Workbook for homework or for self-study to practise language and to check your progress.

Go to **englishfileonline.com** and use the code on your Access Card to log into the Online Practice.

ACTIVITIES AUDIO VIDEO RESOURCES



ONLINE



Online Practice

Look again at Student's Book language you want to review or that you missed in class, do extra **Practice** activities, and **Check your progress** on what you've learnt so far.

Use the Online Practice to learn outside the classroom and get instant feedback on your progress.

LOOK AGAIN

- Review the language from every lesson.
- Watch the videos and listen to all the class audio as many times as you like.

PRACTICE

- Improve your skills with extra Reading, Writing, Listening and Speaking practice.
- Use the interactive video to practise Practical English.

CHECK YOUR PROGRESS

- Test yourself on the language from the File and get instant feedback.
- Try an extra Challenge.

SOUND BANK

- Use the Sound Bank videos to practise and improve your pronunciation of English sounds.

2A

Are you tidy or untidy?

What are they?

They're keys.

G singular and plural nouns **V** things, in, on, under **P** final -s and -es



A

A tidy room



VIRGINIA WOOLF
English writer (1882–1941)



B

An untidy room











IAN RANKIN
Scottish writer (1960–)

1 VOCABULARY things

- a Look at the photos of the two rooms. Are you tidy or untidy?
- b With a partner, can you name 1–10 in the two photos?
- c **V** p.151 **Vocabulary Bank Things**

2 GRAMMAR singular and plural nouns



- a Complete the chart. Why is it **a pen** but **an umbrella**?

Singular	Plural
 a pen	 two pens
 an umbrella	 two _____
 _____	 two watches
 _____	 two diaries

- b **G** p.126 **Grammar Bank 2A**

3 PRONUNCIATION final -s and -es

- a **2.3** Listen to the words and sounds. Then listen and repeat.

 snake	books lamps tickets
 zebra	keys pens photos
/ɪz/	glasses purses watches

Final -s or -es
Final -s or -es after nouns ending in *ce, ch, ge, se, sh, ss* and *x* = /ɪz/, e.g. *glasses, purses, watches*.

- b **2.4** Read the rule. **Circle** the words where -es is pronounced /ɪz/. Listen and check.

- | | | |
|--------------|-----------|----------|
| 1 classes | 4 boxes | 7 pages |
| 2 files | 5 pieces | 8 phones |
| 3 headphones | 6 tissues | |

- c Look at the photos of the two rooms again. What plural things can you see?

4 VOCABULARY & SPEAKING

in, on, under

- a Look at the photos. Complete the sentences with *in, on, or under*.
- The glasses are _____ the notebook.
 - The credit cards are _____ the wallet.
 - The bag is _____ the desk.



- b **G** **Communication** *in, on, under* **A** p.103
B p.108 Where are the things?

5 LISTENING

- a **2.5** Listen to three people. Number the places they talk about (1–3) in the chart.

<input type="checkbox"/> in her bag	
<input type="checkbox"/> on his desk	a computer,
<input type="checkbox"/> in her study	

- b Listen again. Write what things the people have in each place.
- c Talk to a partner about your bag, desk, or study. Say what things you have. Is your desk or study tidy or untidy?

In my bag I have a purse, keys, my phone...

Are taxis cheap in New York?

No, they're really expensive.

G adjectives **V** colours, adjectives, modifiers: *very / really, quite* **P** long and short vowel sounds

1 VOCABULARY colours, adjectives

a What colour is the American flag? Complete the words with vowels.



It's **r**__**d**, **wh**__**t**__,
and **bl**__.

b **2.6** Complete the colours. Listen and check.

bl__ck y__ll__w gr__y __r__ng__ br__wn
p__nk gr__n p__rpl__ s__lv__r g__ld

c With a partner, practise colours with things in the classroom or in your bag.

What colour is my purse? (It's red.)

What colour is that? (It's black.)

d **p.152 Vocabulary Bank Adjectives**

2 GRAMMAR adjectives

a Look at the American icons. What are they? Label the photos using an adjective and a noun from each circle.

Adjectives

American New
French yellow
blue hot
fast White

Nouns

House jeans
football food
fries York
taxis dog

b **Circle** the correct word or phrase.

- Can I have a *hot dog* / *dog hot*, please?
- In New York the taxis are *yellow* / *yellow*.

c **p.126 Grammar Bank 2B**

d Close your books. Can you remember the eight American icons?

1 American football

2

3

4

AMERICAN ICONS

5 the









6

7 a

3 PRONUNCIATION

long and short vowel sounds

- a 2.9 Listen to the words and sounds. Then listen and repeat. Which sounds are long?

 fish	 tree	 cat	 car
 clock	 horse	 bull	 boot

- b 2.10 Listen and write two adjectives for each sound in the chart.
- c In pairs, make phrases with an adjective and a noun with the same vowel sound. Use *a / an* with singular nouns.

Adjectives big black cheap dark
good grey new old short

Nouns bag book boots city day
glasses jeans photo story

a big city

- d 2.11 Listen and check. Practise saying the phrases.

4 SPEAKING

- a Tell a partner about eight things you have. Use an adjective or a colour.

I have a new phone. I have a red car...

- b **Communication** The same or different? **A p.103 B p.109**
Describe your pictures to a partner. Find the differences.

5 READING

British and American English - the same, but different

British and American people speak the same language, English, but with some small differences.

1 **Vocabulary** Some words are different in American English, for example, they say *ZIP code*, not *postcode*; *vacation*, not *holiday*; and *cell phone*, not *mobile phone*. Some words have different meanings, for example, in British English a *purse* is a thing where women have their money and credit cards. In American English a *purse* is a woman's bag.

2 _____ *Colour, favour*, and other words that end in *-our* in British English end in *-or* in American English. *Centre, theatre*, and other words that end in *-tre* in British English end in *-ter* in American English.

3 _____ There are some small differences, especially prepositions. For example, Americans say *See you Friday*, but British people say *See you on Friday*.

4 _____ This is the really important difference between American and British English. American accents and British accents are very different. When an American starts speaking, British people know he or she is American, and vice versa.

- a Read the article once. Complete it with the headings.
Grammar Pronunciation Spelling Vocabulary

- b 2.12 Listen and read the article again. Check your answers to a.

- c Mark the sentences **T** (true) or **F** (false).

- American English and British English are very different.
- Holiday* and *postcode* are the same in British and American English.
- Purse* has a different meaning in American and British English.
- Kilometer* is the British spelling.
- British and American grammar are not very different.
- It's difficult to know if a person is English or American from their accent.

- d Do you know any more words which are American English, not British English?



1 VOCABULARY feelings

a Match the words and pictures.



angry	bored	cold
frightened	happy	hot
hungry	sad	stressed
thirsty	tired	1 worried

b **2.13** Listen and check. Repeat the phrases.

Collocation

Use *be + hungry, thirsty, hot, etc.*, e.g. *I'm hungry.* **NOT** *I have hungry.*

c How do you feel? Make true sentences and tell your partner.

I'm quite hungry. I'm very tired.


2 LISTENING & READING

a **2.14** Lisa and John are on holiday in Scotland with their baby, Alfie. Listen and look at the pictures. How does each person feel?

Picture 1 Lisa *angry* Picture 3 Lisa, John
Picture 2 John, Alfie Picture 4 Lisa, Alfie

b Listen again and read the story. Check your answers to a.

c **2.15** Listen to the end of the story. Is it a happy ending?



3 GRAMMAR imperatives, let's

a Look at the **highlighted** phrases in the story. Then complete the chart.

Imperatives	
<input checked="" type="checkbox"/>	Turn _____ right. _____ careful!
<input type="checkbox"/>	_____ for a hotel.
<input type="checkbox"/>	_____ turn left! _____ drive fast!
<input type="checkbox"/>	_____ worry.
Suggestions	
<input checked="" type="checkbox"/>	_____ stop at a café. _____ go there.
<input type="checkbox"/>	Let's _____ stop.

b **G** p.126 Grammar Bank 2C

1 Satnav After 100 metres **turn right**. Turn right.
 Lisa **Don't turn left!** Turn right!
 John It's left, I'm sure.
 Lisa No, it isn't.
 John Yes, it is!
 Lisa No, it isn't! This is wrong!
 John Oh no...

2 John I'm thirsty. Where's the water?
 Lisa Sorry, it's empty.
 John Empty?
 Lisa Yes, empty. **Let's stop at a café.**
 Alfie's hungry.
 John OK.

3 John What's the matter?
 Lisa I'm cold. Can you close your window?
 John Cold? It's hot!
 Lisa I'm cold. And Alfie's cold.
 John OK.
 Lisa **Please don't drive fast!** This road's really dangerous.
 John **Don't worry.** I'm a good driver.
 Lisa **Be careful!**

4 Lisa Let's look for a hotel.
 John No, **let's not stop** now.
 Lisa But I'm tired and it's dark. And Alfie's tired, too.
 John OK, OK. **Look for a hotel near here.**
 Lisa The Highland Hotel's 20 miles from here.
Let's go there.
 John 20 miles? No problem.

c What do signs 1–9 mean? Make \oplus or \ominus imperatives with the verb phrases.

be careful cross the road now eat or drink here
 go in here listen to music here ~~smoke here~~
 take photos ~~turn left~~ turn off your phone

1 Turn left.
 2 Don't smoke here.



d Cover the verb phrases and look at the signs. Can you remember the phrases?

4 SPEAKING



Communication What's the matter? **A p.103**
B p.109 Role-play conversations.

What's the matter? (I'm sad.)

5 PRONUNCIATION linking

Connected speech


When people speak they don't separate all the words. Often, if a word ends with a consonant and the next word begins with a vowel, they link them together, e.g. Good idea.

- a **2.17** Listen and write six sentences.
 b Practise saying the sentences.

6 VIDEO LISTENING

- a Watch the programme *Have a safe journey!* Complete the ten tips.

- 1 *Plan* _____ your journey.
- 2 Check your _____.
- 3 Listen to _____ information on the radio.
- 4 Take a _____ with you in the car.
- 5 Take bottles of _____.
- 6 Take books, games, and _____ with you.
- 7 _____ that all the passengers in the car have their seat belt on.
- 8 Check that you have _____.
- 9 After driving for two hours, stop for _____ minutes.
- 10 Don't use your _____.



- b Watch again. With a partner, agree your top three tips.

GRAMMAR

Circle a, b, or c.

- Hello. ____ your name?
a What b What are c What's
- Maria is German. ____ a student.
a She's b He's c It's
- A Where ____ from? B He's from Turkey.
a he is b is c is he
- They ____ English, they're Scottish.
a isn't b aren't c not are
- A Are you from Paris? B Yes, ____.
a I am b I'm c I are
- She's Brazilian. ____ name's Daniela.
a His b Her c Your
- We're from the USA. ____ surname is Mackay.
a Your b Their c Our
- A What are they? B They're ____.
a watches b a watch c watches
- A What is it? B It's ____.
a a umbrella b an umbrella c umbrella
- It's an ____.
a animal ugly b ugly animal c beautiful animal
- I have a ____.
a bag very big b very bag big c very big bag
- They're very ____.
a difficult exercises b exercises difficult
c difficults exercises
- ____ careful! That dog's dangerous.
a Have b Be you c Be
- Please ____ in the library.
a not eat b don't eat c no eat
- I'm hungry. ____ stop at the café.
a Let's b Let c Don't

VOCABULARY

a Complete with *at, from, in, off, or to*.

- I'm _____ Japan.
- Nice _____ meet you.
- What's *bonjour* _____ English?
- Look _____ the board.
- Please turn _____ your phone.

b Complete the phrases with these verbs.

Answer Open Read Stand Work

- | | |
|-------------------|-------------------|
| 1 _____ the text. | 4 _____ the door. |
| 2 _____ in pairs. | 5 _____ the |
| 3 _____ up. | questions. |

c Circle the word that is different.

- one book six three
 1 eight file seven two
 2 Brazil Chinese Hungary Switzerland
 3 France Italian Japanese Polish
 4 Africa Asia Europe Ireland
 5 sixteen forty eighty ninety
 6 Friday Italy Monday Wednesday
 7 glasses headphones purse scissors
 8 door school window wall
 9 book magazine newspaper wallet
 10 angry happy stressed tired

d Write the opposite adjective.

- good _____
- expensive _____
- dirty _____
- high _____
- left _____

PRONUNCIATION

a Practise the words and sounds.

Vowel sounds



Consonant sounds



b **P p.166-7 Sound Bank** Say more words for each sound.

c What sound do the pink letters have in these words?

- 1 email 2 fast 3 page 4 sit 5 tissues

d Underline the stressed syllable.

- 1 a|ddress 3 ex|pen|sive 5 thir|teen
 2 l|ta|ly 4 sun|gl|asses

CAN YOU understand this text?

- a Read the article once. What kind of people is it for?
- b Read the article again. Mark the sentences **T** (true) or **F** (false).
- The Rockefeller Center is quite expensive.
 - It's a good place to take photos.
 - A lot of people stand and wait to get tickets for the Statue of Liberty.
 - It's a good idea to drive in New York City.
 - It's easy to walk to Coney Island from New York.
 - Good Enough to Eat is open from morning to night.

▶ CAN YOU understand these people?

2.18 Watch or listen and answer the questions.



- Her name is _____.
a Malini b Mallini c Malinni
- Olga is from _____.
a Mexico b Monaco c Moscow
- Her name is _____.
a Mary b Marie c Mairi
She's _____.
a Scottish b English c Irish
- Jake is _____.
a very untidy b tidy c very tidy

CAN YOU say this in English?

Do the tasks with a partner. Tick (✓) the box if you can do these things.

Can you...?

- count from 0–20
- count from 20–100 (20, 30, etc.)
- say the days of the week
- give three instructions, two and one
- introduce yourself and another person
- answer the questions below
 - What's your first name / surname?
 - How do you spell it?
 - Where are you from?

Plan your trip to New York with these top tips

Go to the Rockefeller Center

It's cheap, and from the top floor you can see Central Park, the Empire State Building, and more. Remember to take your camera!

Buy your tickets for the Statue of Liberty online

The Statue of Liberty is an American icon, but there are always long queues for tickets. Buy them on the internet before you go.

Explore the city on foot

Don't rent a car in New York City. The best thing is to walk – but good shoes are very important! Slow down and listen to the city. Sit on the grass in Central Park on a sunny day. But if you are tired, take a bus or the subway!

Visit Coney Island

Go to Coney Island beach by subway (an hour) and have a delicious New York hot dog. If it's hot, go for a swim in the Atlantic!

Have a meal at Good Enough to Eat

Good Enough to Eat on 83rd Street is a great traditional American restaurant serving breakfast, lunch, and dinner. It has salads, sandwiches, steak, and more.

Adapted from a website