

WITH
FREE ONLINE
AUDIO



exercise



chef



vacation



reading



tennis



briefcase



workstation



businesswoman



cycling



drinks



eggs



finance



book



fruit



car



hairdresser



parrot

ENGLISH FOR EVERYONE

ENGLISH VOCABULARY BUILDER



swimming



firefighter



nurse



shoe



farmer



helmet



skiing



appointment



armchair



coffee



ticket



mother

headlight



wheel

car



paint



wallet



dessert



photographer

LEARN AND PRACTICE OVER 3,000 WORDS AND PHRASES

ENGLISH FOR EVERYONE

ENGLISH VOCABULARY BUILDER




FREE AUDIO
website and app
www.dkefe.com

Author

Thomas Booth worked for 10 years as an English-language teacher in Poland and Russia. He now lives in England, where he works as an editor and English-language materials writer, notably of course books and vocabulary textbooks.

ENGLISH FOR EVERYONE

ENGLISH VOCABULARY BUILDER





Penguin
Random
House

US Editors Kayla Dugger, Jenny Siklos

Senior Editor Laura Sandford

Project Editor Thomas Booth

Senior Art Editors Amy Child, Anna Hall

Art Editors Raymond Bryant, Michelle Staples,
Jemma Westing

Illustrators Edward Byrne, Michael Parkin, Gus Scott

Project Manager Christine Stroyan

Jacket Designer Surabhi Wadhwa

Jacket Editor Claire Gell

Jacket Design Development Manager Sophia MTT

Producer, Pre-production Gillian Reid

Producers Alex Bell, Anna Vallarino

Publisher Andrew Macintyre

Art Director Karen Self

Publishing Director Jonathan Metcalf

DK India

Project Art Editor Sanjay Chauhan

Art Editor Meenal Goel

Assistant Art Editor Devika Khosla

Project Editor Nisha Shaw

Illustrator Arun Pottirayil

Jacket Designer Juhi Sheth

Managing Jackets Editor Saloni Singh

Pre-production Manager Balwant Singh

Senior DTP Designer Vishal Bhatia

Managing Art Editor Sudakshina Basu

Managing Editor Rohan Sinha

First American Edition, 2018

Published in the United States by DK Publishing,
345 Hudson Street, New York, New York 10014

18 19 20 21 22 10 9 8 7 6 5 4 3 2 1

001—305538—Jan/2018

Copyright © 2018 Dorling Kindersley Limited

DK, a Division of Penguin Random House LLC

All rights reserved.

Without limiting the rights under copyright reserved above, no part of this publication may be reproduced, stored in or introduced into a retrieval system, or transmitted in any form or by any means (electronic, mechanical, photocopying, recording, or otherwise) without the prior written permission of the copyright owner.

Published in Great Britain by Dorling Kindersley Limited.

A catalog record for this book is available from the

Library of Congress.

ISBN 978-1-4654-6483-5

DK books are available at special discounts when purchased in bulk for sales promotions, premiums, fund-raising, or educational use. For details, contact DK Publishing Special Markets, 345 Hudson Street, New York, New York 10014 or SpecialSales@dk.com.

Printed in China

A WORLD OF IDEAS:

SEE ALL THERE IS TO KNOW

www.dk.com

Contents

How to use this book 8

GETTING STARTED

01 Countries and nationalities 10

02 Numbers 14

03 Time expressions 18

04 Daily routines 22

05 Describing things: facts 26

06 Describing things: opinions 30

07 Sharing information 34

08 Common English idioms 38

HOME

09 Around the house 42

10 Kitchen implements and toiletries 46

11	Chores and cleaning	50
12	Tools and gardening	54
13	Moving and renting	58

PEOPLE

14	The body	62
15	Clothes	66
16	Accessories and beauty products	70
17	Appearance	74
18	Personality traits	78
19	Feelings and moods	82
20	Family tree	86
21	Family and relationships	90
22	Baby equipment and toys	94
23	Education	98

24	Studying	102
25	Speaking a foreign language	106
26	Communication and beliefs	110
27	Crime and the law	114

FOOD AND DRINK

28	Meat, fish, dairy, and snacks	118
29	Fruit and nuts	122
30	Vegetables	126
31	Bread, desserts, and condiments	130
32	Drinking and eating	134
33	Eating in and eating out	138

WORK

34	Jobs	142
35	Working conditions	146

36 Industries and departments 150

37 Office equipment 154

38 Money and finance 158

39 Working 162

40 Meeting and presenting 166

41 Work and business idioms 170

42 Applying for a job 174

43 Workplace skills and abilities 178

TRAVEL

44 Transportation and travel 182

45 Driving a car 186

46 Maps and directions 190

47 Travel and accommodation 194

48 Travel and tourism 198

49 Camping and cycling 202

50 Beach 206

THE ENVIRONMENT

51 Weather and climate 210

52 Geographical features 214

53 Environmental concerns 218

ANIMALS

54 Pets and farm animals 222

55 Wild animals 226

56 Birds and bugs 230

57 Fish, whales, and sea creatures 234

ACTIVITIES

58 Free time activities 238

59 Abilities and actions 242

60	Sports	246
61	Soccer	250
62	Sports equipment and venues	254

ARTS AND THE MEDIA

63	Books and reading	258
64	Music	262
65	Movies and plays	266
66	TV	270
67	Media and celebrity	274

HEALTH

68	Sickness	278
69	Medicine and treatment	282
70	Healthy eating	286
71	Fitness and well-being	290

AROUND TOWN

72	Around town	294
73	Shopping	298
74	At the supermarket	302
75	Urban life	306

SCIENCE AND TECHNOLOGY

76	Technology and gadgets	310
77	Technology and the future	314
78	Science	318

Answers	322
Word list	340
Acknowledgments	360

How to use this book

Each unit of *English for Everyone: English Vocabulary Builder* consists of a teaching spread and a practice spread. Teaching spreads give you an illustrated vocabulary list on a particular topic. Practice spreads include a variety of exercises to reinforce what you have learned. Supporting audio for each teaching spread is available on the website and app. The best way to learn spoken vocabulary is to listen to the audio and repeat each word and phrase on the spread. If you have difficulty understanding a word or phrase, look it up in your dictionary or the word list at the back of this book.



Teaching spreads

Unit number The book is divided into units. The unit number helps you keep track of your progress.

Modules Most teaching spreads are broken down into modules covering different aspects of a topic.

Module number Every module is identified with a unique number, so you can easily locate the related audio.

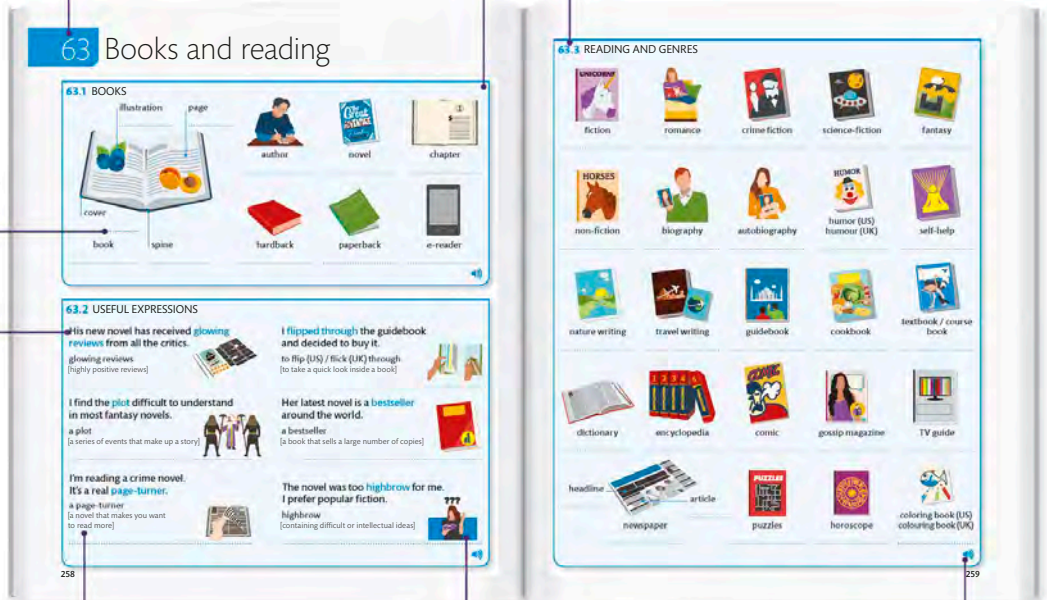
Write-on lines You are encouraged to write your own translations of English words to create your own reference pages.

Sample sentences Some modules show useful English phrases in the context of a sample sentence.

Definitions Idiomatic English phrases are accompanied by definitions.

Supporting graphics Visual cues help you understand and remember new vocabulary.

Audio support All teaching modules are supported by audio recordings to help you recognize and pronounce spoken vocabulary.



Practice exercises

Each teaching spread is followed by exercises that help to fix new words and phrases in your memory. Working through the exercises will help you to remember what you have learned and to use and recognize new English vocabulary. Answers are provided for every exercise.

Exercise number Each exercise is identified with a unique number, so you can easily locate answers.

Exercise instruction Each exercise is introduced with a brief instruction, telling you what you need to do.

Aa 375 LOOK AT THE PICTURE CLUES AND WRITE THE ANSWERS IN THE CORRECT PLACES ON THE GRID

Sample answer
The first question of each exercise is answered for you, to help make the task easy to understand.

Space for writing You are encouraged to write your answers in the book for future reference.

Supporting graphics Visual cues are given to help you understand the exercises.

Listening exercise This symbol indicates that you should listen to an audio track in order to answer the questions in the exercise.

60.5 LISTEN TO THE AUDIO AND MARK THE CORRECT PICTURE FOR EACH SPORT YOU HEAR

Audio

English for Everyone: English Vocabulary Builder features extensive supporting audio resources. Every word and phrase in the teaching spreads is recorded, and you are encouraged to listen to the audio and repeat the words and phrases out loud, until you are confident you understand and can pronounce what has been said.



SUPPORTING AUDIO
This symbol indicates that audio recordings of the words and phrases in a module are available for you to listen to.



LISTENING EXERCISES
This symbol indicates that you should listen to an audio track in order to answer the questions in the exercise.



FREE AUDIO
website and app
www.dkefe.com

Answers

This book is designed to make it easy to monitor your progress. Answers are provided for every exercise, so you can see how well you have understood and remembered the vocabulary you have learned.

Answers Find the answers to every exercise printed at the back of the book.

Exercise numbers
Match these numbers to the unique identifier at the top-left corner of each exercise.

01

1.3

- 1 India
- 2 Germany
- 3 Mongolia
- 4 Egypt
- 5 Canada
- 6 Thailand
- 7 Slovakia
- 8 Russia
- 9 Japan

1.4

- 1 Indonesia
- 2 France
- 3 China
- 4 Pakistan
- 5 South Korea
- 6 Brazil
- 7 Singapore
- 8 Argentina

1.1 COUNTRIES






1.2 NATIONALITIES

US	→	American
Canada	→	Canadian
Mexico	→	Mexican
Brazil	→	Brazilian
Argentina	→	Argentinian
UK	→	British
France	→	French
Russia	→	Russian
Spain	→	Spanish
Portugal	→	Portuguese
Poland	→	Polish
Greece	→	Greek
Turkey	→	Turkish
Egypt	→	Egyptian
China	→	Chinese
Japan	→	Japanese
India	→	Indian
Pakistan	→	Pakistani
Mongolia	→	Mongolian
Australia	→	Australian
Germany	→	German

Aa

1.3 MARK THE CORRECT COUNTRY FOR EACH FLAG



South Korea

China

France



1 France

India

Greece



2 Brazil

Canada

Germany



3 Mongolia

Argentina

New Zealand



4 Pakistan

Indonesia

Egypt



5 Canada

Philippines

Mexico



6 Thailand

Turkey

Portugal



7 Indonesia

India

Slovakia



8 China

Australia

Russia



9 Poland

Japan

Turkey

Aa

1.4 FIND EIGHT MORE COUNTRIES IN THE GRID THAT MATCH THE FLAGS

S G A H A I F M C S S
 T A R P Q H R E V O I
 M E G E M P A X D U N
 P R E N T A N I I T G
 M E N I C K C C B H A
 E E T I A I E O D K P
 C H I N A S Y T A O O
 X J N A M T Q L A R R
 B I A B R A Z I L E E
 C I N D O N E S I A C





1.5 LISTEN TO THE AUDIO AND CIRCLE THE WORDS YOU HEAR

Argentina	Australian	Australia
1 India	Indian	Indonesian
2 Spanish	Polish	Turkish
3 Greece	Egypt	Greek
4 Thailand	Poland	Netherlands
5 Chinese	Japanese	Portuguese
6 Germany	German	Japan
7 Mongolian	Australia	Mongolia
8 China	Chinese	Canada

Aa

1.6 WRITE THE WORDS FROM THE PANEL IN THE CORRECT GROUPS

COUNTRIES

Russia

NATIONALITIES

Russian

United Kingdom/UK Japanese Poland
~~Russia~~ Polish Pakistan Japan
 Pakistani British ~~Russian~~

Aa

1.7 WRITE THE CORRECT COUNTRY UNDER EACH FLAG



1



2



3



4



5



6



7



8



9

02 Numbers

2.1 NUMBERS

1

one

2

two

3

three

4

four

5

five

6

six

7

seven

8

eight

9

nine

10

ten

11

eleven

12

twelve

13

thirteen

14

fourteen

15

fifteen

16

sixteen

17

seventeen

18

eighteen

19

nineteen

20

twenty

21

twenty-one

22

twenty-two

30

thirty

40

forty

50

fifty

60

sixty

70

seventy

80

eighty

90

ninety

100

a / one
hundred



2.2 ORDINAL NUMBERS

1st

first

2nd

second

3rd

third

4th

fourth

5th

fifth

6th

sixth

7th

seventh

8th

eighth

9th

ninth

10th

tenth

11th

eleventh

12th

twelfth

20th

twentieth

21st

twenty-first



2.3 LARGE NUMBERS

a / one hundred

100

two hundred

200

two hundred
and fifty

250

a / one thousand

1,000

one thousand
two hundred

1,200

a / one million

1,000,000

3,846

three thousand, eight hundred and forty-six

82,043

eighty-two thousand and forty-three

234,407

two hundred and thirty-four thousand, four hundred and seven

3,089,342

three million, eighty-nine thousand, three hundred and forty-two



2.4 FRACTIONS, DECIMALS, AND PERCENTAGES

$\frac{1}{8}$

an eighth

$\frac{1}{4}$

a quarter

$\frac{1}{3}$

a third

$\frac{1}{2}$

a half

$\frac{3}{5}$

three fifths

0.5

nought point five

1.7

one point seven

3.97

three point
nine seven

1%

one percent

99%

ninety-nine percent



Aa 2.5 MATCH THE NUMBERS TO THE CORRECT WORDS

10	twenty
12	ten
20	twelve
30	thirteen
110	thirty
13	seventeen
1,100	eight
17	one hundred and ten
8	one thousand, one hundred

Aa 2.6 REWRITE THE WORDS, CORRECTING THE SPELLINGS

14	foreteen <u>fourteen</u>
100	a hundrid _____
8 th	eighth _____
1,000	a thousend _____
40	fourty _____
13	threeteen _____
20 th	twentyeth _____
19	ninteen _____
90	ninty _____
12 th	twelvth _____
50	fivty _____



2.7 LISTEN TO THE AUDIO AND MARK THE CORRECT NUMBER FOR EACH WORD YOU HEAR

40

A

14

B

4

C

91

A

19

B

90

C

12

A

20

B

21

C

1,200

A

120

B

102

C

413

A

430

B

403

C

300

A

13

B

30

C

127

A

173

B

172

C

Aa

2.8 WRITE THE CORRECT WORDS NEXT TO EACH NUMBER

2.5

two point five

1 1,200

2 342

3 750

4 6.3

5 542

6 45%

7 3.95

Aa

2.9 WRITE THE CORRECT WORDS UNDER EACH FRACTION

$\frac{3}{5}$

three fifths

$\frac{1}{3}$

$\frac{1}{2}$

$\frac{1}{4}$

$\frac{2}{3}$

1

2

3

4

03 Time expressions

3.1 THE CALENDAR



day



week



two weeks /
fortnight (UK)



month



weekend



year



decade



century



millennium



Monday



Tuesday



Wednesday



Thursday



Friday



Saturday



Sunday



January



February



March



April



May



June



July




August



September



October



November




December



3.2 SEASONS AND FREQUENCY




day




night



morning



afternoon



evening



spring



summer



fall (US)
autumn (UK)



winter



minute



hour



once a week



twice a week



three times
a week



every day



every other day



hourly



daily



weekly



monthly



always



usually



often




sometimes



never



Aa 3.3 COMPLETE THE WORD FOR EACH PICTURE, FILLING IN THE MISSING LETTERS


 Jan J a n u a r y

1  T u e d a y

2  d e c e m b e r

3  N o v e m b e r

4  w e e k

5  A u g u s t

6  y e a r

Aa 3.4 CIRCLE THE WORD THAT DOES NOT BELONG IN EACH LIST

Monday August Wednesday

1 October day week

2 evening hour afternoon

3 December Friday March

4 millennium fall spring

5 winter night morning

6 sometimes century always


7 summer spring minute

8 month hourly weekend

9 day week often

Aa 3.5 LOOK AT THE PICTURE CLUES AND WRITE THE ANSWERS IN THE CORRECT PLACES ON THE GRID


Grid with clues: 1 s p r i n g, 2, 3, 4, 5, 6









3.6 LISTEN TO THE AUDIO AND MARK THE CORRECT PICTURE FOR EACH WORD YOU HEAR

1


 A


 B


 C




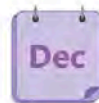
- 1 A B C



- 2 A B C



- 3 A B C



- 4 A B C



- 5 A B C



- 6 A B C



- 7 A B C

Aa

3.7 MARK THE BEGINNING AND ENDING OF EACH WORD OR EXPRESSION IN THE CHAIN OF LETTERS, THEN WRITE THE WORDS YOU FIND

millennium
 weekly
 september
 afternoon
 hourly
 sometimes
 everyday
 usually
 twice a week

millennium

- 1 _____ 3 _____ 6 _____
 2 _____ 4 _____ 7 _____
 5 _____ 8 _____

04 Daily routines

4.1 DAILY ROUTINES



alarm goes off



to wake up



to get up



to take / have
a shower



to take / have
a bath



to put on make-up



to shave



to wash your hair



to dry your hair



to iron a shirt



to get dressed



to brush your
teeth



to wash your face



to brush your hair



to make the bed



to have / eat
breakfast



to do the
housework



to leave the house



to go to work



to go to school



to catch the train



to catch the bus



to drive



to arrive late



to start work




to have a break



to have / eat lunch



to finish work



to leave work



to work overtime



to go home



to buy groceries



to cook dinner



to have / eat dinner



to clear the table



to listen to the radio



to watch TV



to check your emails



to have / drink tea or coffee



to do / wash the dishes



to walk the dog



to read a newspaper



to go out with friends



to go to a café



to call a friend / your family



to do homework



to put the children to bed



to take out the trash (US) / rubbish (UK)



to feed the dog / cat



to go to bed



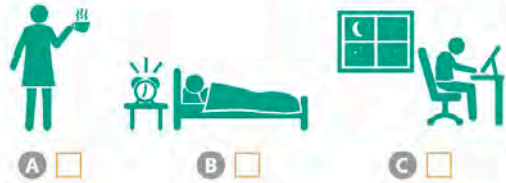
Aa

4.2 MARK THE CORRECT PICTURE FOR EACH EXPRESSION

to get up



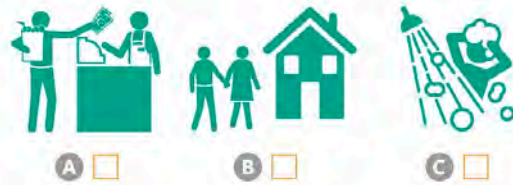
3 to work overtime



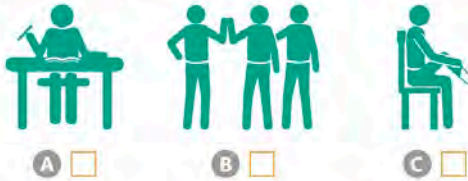
1 to put on make-up



4 to buy groceries



2 to get dressed



5 to clear the table



Aa

4.3 MATCH THE PICTURES TO THE CORRECT EXPRESSIONS



to go to school

to wash the dishes

to arrive late


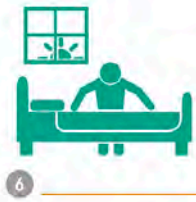

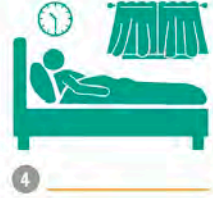

to wash your face

to do the housework

to put the children to bed

Aa

4.4 WRITE THE CORRECT EXPRESSION UNDER EACH PICTURE



4.5 LISTEN TO THE AUDIO, THEN NUMBER THE PICTURES IN THE ORDER YOU HEAR THEM

