

 CAMBRIDGE

Official
Cambridge
Exam
Preparation

PREPARE

STUDENT'S BOOK

A1

LEVEL 1

Joanna Kosta
Melanie Williams

Second
Edition

PREPARE

STUDENT'S BOOK

Joanna Kosta
Melanie Williams

Second
Edition

A1

LEVEL 1

Cambridge University Press
www.cambridge.org/elt

Cambridge Assessment English
www.cambridgeenglish.org

Information on this title: www.cambridge.org/9781108433273

© Cambridge University Press and UCLES 2015, 2019

This publication is in copyright. Subject to statutory exception and to the provisions of relevant collective licensing agreements, no reproduction of any part may take place without the written permission of Cambridge University Press.

First published 2015
Second Edition 2019

20 19 18 17 16 15 14 13 12 11 10 9 8 7 6 5 4 3 2 1

Printed in Dubai by Oriental Press

A catalogue record for this publication is available from the British Library

ISBN 978-1-108-433273 Student's Book
ISBN 978-1-108-380584 Student's Book and Online Workbook
ISBN 978-1-108-380928 Workbook with Audio Download
ISBN 978-1-108-385930 Teacher's Book with Downloadable Resource Pack
(Class Audio, Video, Photocopiable Worksheets)

The publishers have no responsibility for the persistence or accuracy of URLs for external or third-party internet websites referred to in this publication, and do not guarantee that any content on such websites is, or will remain, accurate or appropriate. Information regarding prices, travel timetables, and other factual information given in this work is correct at the time of first printing but the publishers do not guarantee the accuracy of such information thereafter.

CONTENTS

0	In the classroom	10
1	All about me	14
2	My family	18
CULTURE	The United Kingdom	22
3	My home	24
4	My things	28
LIFE SKILLS	Creativity & innovation: Being creative and being you	32
REVIEW 1		34
5	What can you do?	36
6	Party time!	40
CULTURE	Holidays in the USA	44
7	My day	46
8	At school	50
LIFE SKILLS	Study skills: Learning English	54
REVIEW 2		56
9	Feeling good	58
10	Things we do	62
CULTURE	Youth clubs in the UK	66
11	My digital life	68
12	Working life	72
LIFE SKILLS	ICT literacy: Being careful on the internet	76
REVIEW 3		78
13	Places	80
14	Out and about	84
CULTURE	Museums around the world	88
15	What shall I wear?	90
16	Buy it!	94
LIFE SKILLS	Social responsibility: Looking after our world	98
REVIEW 4		100
17	Different places	102
18	The weather	106
CULTURE	Beach culture in Australia and New Zealand	110
19	A fantastic concert	112
20	Animals	116
LIFE SKILLS	Collaboration: Deciding things together	120
REVIEW 5		122
	Extra activities	124
	Vocabulary list	126
	Grammar reference and practice	136

UNIT	VOCABULARY	GRAMMAR	READING
0 IN THE CLASSROOM page 10	The alphabet Numbers Days The classroom Colours Months	<i>a / an</i> <i>this, that, these, those</i>	
1 ALL ABOUT ME page 14	Objects and people Countries and nationalities	Determiners <i>be</i> singular + <i>be</i> plural + <i>be</i> singular and plural -	Tell us about you ∅ <i>from</i>
2 MY FAMILY page 18	Families Adjectives: feelings	Determiners Possessive 's <i>be</i> ? and short answers	Read about a family ∅ <i>and</i>
Culture The United Kingdom page 22			
3 MY HOME page 24	Rooms Things in my room	<i>there is / there are; in / on</i> <i>have got</i> +	Your Rooms!
4 MY THINGS page 28	Things in my school bag Adjectives: things	<i>have got</i> - <i>have got</i> ?	What have you got in your school bag today? ∅ Syllables
Life Skills Creativity & innovation: Being creative and being you page 32			
Review 1 Units 1–4 page 34			
5 WHAT CAN YOU DO? page 36	Activities and skills Parts of the body	<i>can / can't</i> ∅ <i>can / can't</i> Prepositions: <i>in, on, behind,</i> <i>under</i>	Rubberboy
6 PARTY TIME! page 40	Food and drinks Telling the time (1)	Countable and uncountable nouns <i>some, any, lots of</i> ∅ <i>some</i> Prepositions: <i>on, at, from,</i> <i>until</i>	Party invitations
Culture Holidays in the USA page 44			
7 MY DAY page 46	Daily activities Telling the time (2)	Present simple + ∅ Present simple endings Present simple -	My Brazil blog
8 AT SCHOOL page 50	School subjects Words with two meanings	Present simple ? <i>Wh-</i> questions ∅ <i>Wh-</i> questions	School of the Air
Life Skills Study skills: Learning English page 54			
Review 2 Units 5–8 page 56			
9 FEELING GOOD page 58	Sports and activities Health	<i>like</i> + - Pronouns	Ask the doctor
10 THINGS WE DO page 62	After-school activities Jobs around the house	Present continuous + - Present continuous ? ∅ Yes / No questions	What are you doing?
Culture Youth clubs in the UK page 66			

Key to symbols: ∅ Pronunciation  Video

LISTENING	SPEAKING	WRITING	VIDEO
	Asking and answering questions about personal details		
A conversation about making introductions	Telling your friend about you		
A conversation about feelings		A web page to describe a person in your family	▶ Me and you
			▶ Wales
A conversation about the rooms in a house and a flat	∅ Lists Giving a list of what you have in your bedroom		
Descriptions of things		A questionnaire asking <i>have you got</i> questions	▶ Things in your bag
A meeting of the photo club	Asking and answering <i>can you</i> questions		▶ What can you do?
Talking about the class party		An invitation to a party	
			▶ Fourth of July in the USA
A conversation about the photo club's day	Telling a partner about your daily routine		▶ Daily routine
Talking about changes in the school timetable		Interview questions about school life	▶ School subjects
Talking about sports and activities ∅ Word stress	Discussing five things you like doing at the weekend		▶ Feeling good
Talking about after-school clubs		Writing a blog about yourself	
			▶ Boy and Girl Scouts

UNIT	VOCABULARY	GRAMMAR	READING
11 MY DIGITAL LIFE page 68	Entertainment Technology	Adverbs of frequency: <i>always, often, sometimes, never</i> <i>How much ...? / How many ...?</i> ∅ /w/ and /v/	Conversations about digital devices
12 WORKING LIFE page 72	Jobs In a café	Present simple and present continuous <i>can</i> : requests and permission ∅ Intonation	A story about working in a café
Life Skills ICT literacy: Being careful on the internet page 76			
Review 3 Units 9–12 page 78			
13 PLACES page 80	Places in a town Adjectives: places	<i>Is there a ...? / Are there any ...?</i> Prepositions: <i>inside, outside, above, below, near</i>	My favourite place
14 OUT AND ABOUT page 84	Transport Phrases: going out	<i>because, and, but, or</i> ∅ Final /m/ and /n/ sounds <i>Let's ..., Shall we ...?</i>	Getting around London
Culture Museums around the world page 88			
15 WHAT SHALL I WEAR? page 90	Clothes Phrases: people	Plurals: spelling ∅ Plurals Describing people	Describing people and their clothes
16 BUY IT! page 94	Shopping Money and prices	<i>need, want too</i>	Conversations about buying things ∅ /ʃ/ and /s/
Life Skills Social responsibility: Looking after our world page 98			
Review 4 Units 13–16 page 100			
17 DIFFERENT PLACES page 102	The natural world Adjectives: opinions	Comparatives: short adjectives ∅ <i>than</i> Comparatives: long adjectives	Great days out
18 THE WEATHER page 106	Weather Holidays	<i>it</i> Prepositions: <i>with, for, until</i>	What do you think about the weather? ∅ Vowel sounds
Culture Beach culture in Australia and New Zealand page 110			
19 A FANTASTIC CONCERT page 112	Adjectives (1) Adjectives (2)	Past simple: <i>be</i> ∅ <i>was</i> <i>Wh-</i> questions in the present and past	An article about a sound engineer
20 ANIMALS page 116	Wild animals Pets and farm animals	Past simple + ∅ Extra syllable Past simple -	Read about Alessandro's summer holiday
Life Skills Collaboration: Deciding things together page 120			
Review 5 Units 17–20 page 122		Extra activities page 124	Vocabulary list page 126

Key to symbols: ∅ Pronunciation  Video

LISTENING	SPEAKING	WRITING	VIDEO
An interview with a famous person	Telling people about your friends		
A talk about what jobs people in someone's family do		Preparing a menu and ordering in a café	
Talking about places in a town or city ə /s/ and /k/	Asking and answering questions about where you live		▶ Favourite places
Conversations about meeting friends at the weekend		Writing an email to your friend and giving ideas for things to do	
			▶ Famous museums around the world
A conversation about wearing clothes	Describing your carnival clothes		▶ Clothes
A conversation about going shopping		Writing a shopping conversation	
A conversation about a house	Asking and answering questions about which places you want to visit		▶ Great places
Phone messages about people's holidays		Writing a postcard about your holiday	▶ The weather
			▶ A Trip to New Zealand
A story about going out with friends	Asking and answering questions about the past and present		
A radio interview about animals		Writing a review of your school year	

WELCOME TO PREPARE

LEARN ABOUT THE FEATURES IN YOUR NEW STUDENT'S BOOK!

PRONUNCIATION

Practise and improve your pronunciation

ABOUT YOU

At the start of the unit, talk about you and your life

Meet the course characters

7 MY DAY

ABOUT YOU

What is your favourite food in the morning? What can you eat for lunch at school? What food can you take to school?

PRONUNCIATION

Practise simple sentences

Listen to the 'i' and 'e' sounds. Sometimes we add another syllable when we say the 'i' or 'e'. Sometimes we don't.

goes	leaves	pains	plays
rides	wants	walks	watches

Then put the words in the box in the correct column.

gets - i is NOT an extra syllable

catches - is an extra syllable

Listen and check. Then repeat.

GRAMMAR

Present simple

Read about the friends and then complete the sentence.

I get up and get dressed. Rosa gets up and gets dressed. She catches the bus to school.

I have breakfast. Then I have a shower. Jose has lunch and goes to school.

We go to school at eight thirty, and go to school at five o'clock.

We use the present simple to talk about things we do every day.

VOCABULARY AND LISTENING

Daily activities

Look at the things you do every day. Match the photos A-J to the words in the box.

catch the bus to school, get up, go to bed, have a shower, have breakfast, have dinner, have lunch, wash your face

Listen and check. Then repeat.

Work with a partner. Talk about the photos. Take turns.

Picture 7 catch the bus to school

Who can you see in the big photo? Where are they? Who has got a camera on their hand?

Listen and answer these questions.

- Is Rosa happy?
- Is Jose going to take photos?
- What day is the photo club?
- What has Jose got at five o'clock?

46 UNIT 7

VOCABULARY AND READING

Telling the time (2)

- Look at the clocks 1-7. What's the time?
 - 1 1/2 past nine
 - 2 1/2 past nine
 - 3 1/2 past nine
 - 4 1/2 past nine
 - 5 1/2 past nine
 - 6 1/2 past nine
 - 7 1/2 past nine
- Listen, check and repeat.
- Draw six clocks in your notebook. Listen and draw the time on the clocks.

What does Christine do at ...

- ten past four in the afternoon?
- half past five in the afternoon?
- half past nine in the evening?
- quarter past five in the morning?
- quarter to five in the morning?

GRAMMAR

Present simple

Read about Christine and then complete the sentences.

Christine always in the day. She doesn't sleep at night. The students don't see the van.

Now in Brazil, I study in the evening. I don't study in the evening in Scotland.

We don't stop for a long time to eat our lunch.

1 We use don't / doesn't to make the present simple negative for I, you, we / they.

2 We use don't / doesn't to make the present simple negative for he, she, it.

3 We use don't / doesn't / 's to make the present simple negative for he, she, it.

Listen and repeat.

Talk about things Christine does in Brazil and doesn't do in Scotland.

I have a shower in Brazil. Christine has a shower at ten past four. She doesn't have a shower at ten past four in Scotland.

- get up
- have lunch
- have dinner
- go to bed

Complete the sentences with the verbs in brackets (s).

- Your sister (not live) in Scotland. (not wash) her hair in the morning.
- My mum and dad (not make) sandwiches for lunch.
- I (not do) my homework in the morning before school.
- James (not get) the bus to school.
- She (not go) to school on Sundays.
- My teacher (not work) at night!

SPEAKING

Read about Leoni's day. Tell your partner what Leoni does at ...

MORNING
6:15 get up, no shower
7:00 walk to the football pitch
7:30 play and learn basic football
8:45 have a shower
10:15 play a football game

AFTERNOON
12:00 have lunch
14:48 go to school for lessons
4:15 have a drink and a sandwich
4:30 play football with friends in the park
6:30 bath with the family

EVENING
7:50 do homework
10:15 go to bed

2 How is your day different to Leoni's? Tell your partner what you do and don't do.

I don't get up at quarter past five in the morning. I get up at seven o'clock. I have lunch at ... I do homework at ...

TALKING POINTS

Watch the video. Ask and answer the questions with a partner.

What time do you get up?

What do you do in the morning?

What do you have for breakfast?

How do you get to school?

MY BRAZIL BLOG

Hi, my name's Christine and I'm from Scotland. But I'm not in Scotland now. I'm in Brazil and I study animals. My life here is very different from my life in Scotland!

Here in Brazil, I study in the evening and at night, and I sleep in the day! I get up at about 4 am and at 6:15 I have a shower and then have a drink and have breakfast with the other students. At about 8.30 in the afternoon, we put our things into our bags. At 9 pm we go into the forest and look for birds.

We write their names in our notebooks. We don't talk because we don't want the birds to hear us. At 5.30 in the evening, we stop and eat sandwiches, and drink water or juice. It's our lunch! We don't stop for a long time. At about 10.15 we look for night animals.

We finish at about 9 am. Before we get our dinner, we write the names of all the birds and animals in the computer. We have dinner at 5.15. At 8.45 in the morning, I'm very tired. I'm ready for bed!

I don't see the sun because I sleep all day! But I'm very happy.

TALKING POINTS

Say what you think about the topic in the unit

VIDEO

Watch interviews with teenagers like you





IN THE CLASSROOM

VOCABULARY

The alphabet

01 **1** Listen and repeat the letters.

Aa Bb Cc Dd Ee Ff Gg Hh Ii
 Jj Kk Ll Mm Nn Oo Pp Qq Rr
 Ss Tt Uu Vv Ww Xx Yy Zz

02 **2** Listen and write the names.



03 **3** Listen and repeat. Then ask and answer with your partner.



What's your name?

William

How do you spell it?

W-I-double L-I-A-M



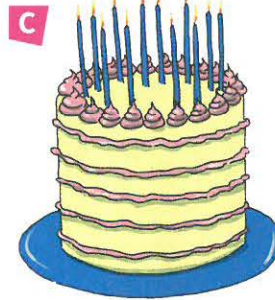
Numbers

04 **4** Listen and repeat the numbers.

1 one 2 two 3 three 4 four 5 five 6 six 7 seven 8 eight 9 nine 10 ten 11 eleven
 12 twelve 13 thirteen 14 fourteen 15 fifteen 16 sixteen 17 seventeen 18 eighteen 19 nineteen 20 twenty

5 How many candles? Write the number in words.

nine



6 Look at the cakes in Exercise 5. Listen and match the people to the cakes.


How old are you?

- 1 Ryan: cake D
- 2 Penny: cake
- 3 Jack: cake

- 4 David: cake
- 5 Anna: cake
- 6 Lara: cake



7 Listen to your teacher. Write four numbers. Then play a game.



Days

8 Listen and repeat. Then write the days in the right order on the calendar.

Wednesday Saturday Thursday Tuesday Friday Monday Sunday

January						
Monday						
1	2	3	4	5	6	7
8	9	10	11	12	13	14

9 Listen and check. Then practise with your partner.

SPEAKING



Wednesday, Thursday



Friday

1 Make three questions. Then walk around the class and ask and answer.



How What How

- 1 _____ is your name?
- 2 _____ do you spell it?
- 3 _____ old are you?

VOCABULARY

The classroom

1 Listen and repeat.




GRAMMAR

a / an

a ruler a book an apple an orange
two rulers three books

GRAMMAR REFERENCE AND PRACTICE PAGE 136

1 Point to things in the book and in your classroom and say what you can see.



VOCABULARY

Colours

1 Match the colours to the words.

EP black orange blue red brown white green yellow grey

1 orange




08 Listen and check. Then repeat.

2 Say the colour, not the word!

0 black yellow 5 orange
1 blue 6 red
2 brown 7 white
3 green 8 yellow
4 grey

3 Write sentences.

The pencil is yellow.




GRAMMAR

this, that, these, those

1 Read the sentences. Match them to the pictures.

- 1 This pencil is red.
- 2 These pencils are orange.
- 3 That book is green.
- 4 Those books are blue.



GRAMMAR REFERENCE AND PRACTICE PAGE 136

2 Complete the sentences with *this, that, these, those* and a colour word.




0 This desk is brown.




1 desk is .



2 pens are .



3 pens are .



4 ruler is .



5 ruler is .

3 Ask and answer about things in your classroom.

A: What colour are these books?
B: Blue.

A: What colour is that desk?
B: Brown.

VOCABULARY Months

1 Put the months in the correct order.

- May
- January
- June
- November
- August
- April
- December
- July
- September
- March
- February
- October

Listen and check. Then repeat.

Listen and repeat. Then walk around the class. Ask and answer the question.



When's your birthday?



In November.

3 Complete the table for the class.

10																				
9																				
8																				
7																				
6																				
5																				
4																				
3																				
2																				
1																				
	January	February	March	April	May	June	July	August	September	October	November	December								

1

ALL ABOUT ME



ABOUT YOU

What's your name?
Where are you from?

VOCABULARY

AND

LISTENING

Objects and people

1 Match the things A-I in the photos to the words in the box.



bag camera chair dad phone
photo students and friends table watch



Listen, check and repeat.



2 Look at the photos again. Listen to the conversation and find Rosa, Joelle and Paolo.



3 Listen to the conversation again. Tick (✓) the right answer.



1 Rosa

- a I'm 11 today.
- b I'm 12 today.
- c I'm 13 today.



2 Paolo

- a He's my dad.
- b He's my teacher.
- c He's my friend.



3 Joelle

- a My number's 046 311 392.
- b My number's 056 312 392.
- c My number's 056 123 923.



4 Listen and repeat.

Hi. I'm Clara.

Hi, Clara. My name's Nick. And this is Maya.

Hello, Clara.

See you later.

Yes. See you Monday.

Goodbye, Nick. Bye, Clara.

5 Practise the conversation in groups of three. Use your names.

GRAMMAR

Determiners

1 Look at the words and complete the table.

His bag's blue.
This is my watch.
Her bag's red.
What's your phone number?

pronoun	determiner
I	my
You	1 _____
He	2 _____
She	3 _____

GRAMMAR REFERENCE AND PRACTICE PAGE 137

2 Complete the sentences.

0 My name's Tom.



1 _____ name's Jo.

2 _____ name's _____.



3 _____ name's _____.



be singular +

3 Look at the purple letters in the sentences. Complete the table with the words in the box.

is are is am is

I'm Joelle	1 I _____ Joelle
You're funny!	2 You _____ funny
She's my teacher.	3 She _____ my teacher
He's my dad.	4 He _____ my dad.
It's new.	5 It _____ new.

GRAMMAR REFERENCE AND PRACTICE PAGE 137

4 Complete the sentences.

0 I'm _____ Lyra.



1 It _____ green.



2 She _____ my friend.



3 He _____ my teacher.



4 I _____ Ben.



5 And you _____ a student.



5 Work in pairs. Ask and answer about your phone numbers.

A: What's your phone number?

B: It's ... What's your phone number?

A: It's ...

Now tell the class about your friend's phone number.

His or her phone number's ...

6 Make a picture.

Talk to your partner about it.

My name's Monika.

I'm 13.

This is my new school bag.

It's red.



7 Play a game in groups of four. Put your pictures on the table. Take turns to speak.



VOCABULARY AND READING

Countries and nationalities

1 Read about the students from different countries and answer the questions.

- 1 Where is Irina from?
- 2 How old is Martina?
- 3 What's the name of the boy from Mexico?
- 4 How old are the twins from Brazil?
- 5 Where is Matteo from?
- 6 Is one of the students from your country?

2 Read about the students again and complete the table.

EP

country	nationality
0 Italy	<i>Italian</i>
1 Turkey
2	Mexican
3	Brazilian
4	Russian
5 China
6	Argentinian
7 Spain

15 Listen and check. Then repeat.

3 Match the flags to the countries in Exercise 2.



Tell us about you.

How old are you?

What's your name?

Where are you from?



Hi. I'm Alejandro and I'm 15. I'm from **Mexico**.



Hi. My name's Li Ying and I'm **Chinese**. I'm 12.



Hi. I'm Timur and I'm 13. I'm **Turkish**.



Hello. We're Luisa and Ana. We're 11 and we're twins! We're from **Brazil**.



Hello. I'm from **Russia**. I'm 16 and my name's Irina.



Hi. My name's Santiago and I'm 13. I'm **Spanish**.



Hello. My name's Martina and I'm 15. I'm from **Argentina**.



Hi. I'm **Italian** and I'm 16. My name's Matteo.

PRONUNCIATION from

4 Listen and repeat.

A: *Where are you from?*
B: *I'm from China.*

Then ask and answer with your partner.

TALKING POINTS

What's your name?
How old are you?
Where are you from?
What's your nationality?

5 Listen and complete the chant.

Hi! Hello! Where are you from?
What's your nationality?

I'm Mexican.

He's Mexican!
He isn't ⁰ *Italian*.
He's Mexican!

Hi! Hello! Where are you from?
What's your nationality?

I'm Turkish.

She's Turkish!
She isn't ¹
She's Turkish!

Hi! Hello! Where are you from?
What's your nationality?

We're Brazilian.

They're Brazilian.
They aren't ²
They're Brazilian!

Hi! Hello! Where are you from?
What's your nationality?

We're Argentinian.

You're Argentinian.
You aren't ³
You're Argentinian!

GRAMMAR *be*

1 Read the chant again and complete the tables.

be plural +

We are	We're	Brazilian.
You are	1 _____	Argentinian.
They are	2 _____	Brazilian.

be singular and plural -

I am not	I'm not	Chinese.
You are not	3 _____	
He is not	4 _____	
She is not	5 _____	
We are not	6 _____	
You are not	7 _____	
They are not	8 _____	

GRAMMAR REFERENCE AND PRACTICE PAGE 137

2 Look at the sentences in Exercise 1 and complete the table.

+	-	
Germany	Egypt	0 <i>He's</i> from <i>Germany</i> . He <i>isn't</i> from <i>Egypt</i> .
Greece	Colombia	00 <i>They're Greek</i> . They <i>aren't Colombian</i> .
Brazil	Turkey	1 _____ from _____. We _____ from _____.
Argentina	Russia	2 _____. They _____ from _____.
Italy	China	3 _____ from _____. You _____ from _____.
Spain	Mexico	4 _____. She _____.
	England	5 _____ from _____. I _____ from _____.

3 Listen again. Then do the chant in your groups.

Write your country here.

SPEAKING

1 All about me. Work in pairs. Tell your friend about you.

My name's ...
I'm ...
I'm from ...

My phone number's ...
This is my ...