


 CAMBRIDGE



PREPARE

STUDENT'S BOOK

A2

LEVEL 3

**Joanna Kosta
Melanie Williams**

**Second
Edition**

CONTENTS

1	It's a challenge!	10
2	Our changing planet	14
CULTURE	National parks	18
3	On holiday	20
4	My place	24
LIFE SKILLS	Critical thinking: Accepting other people's opinions	28
REVIEW 1		30
5	School	32
6	Favourite things	36
CULTURE	Secondary school in the UK	40
7	Adventure holidays	42
8	Life in the future	46
LIFE SKILLS	Communication: Having a good conversation	50
REVIEW 2		52
9	Sports, games and activities	54
10	Useful websites	58
CULTURE	The beautiful game	62
11	City living	64
12	Films	68
LIFE SKILLS	Creativity and innovation: Brainstorming	72
REVIEW 3		74
13	Life experiences	76
14	Spending money	80
CULTURE	Shopping and money	84
15	Free time	86
16	Languages of the world	90
LIFE SKILLS	Learning to learn: Effective learning	94
REVIEW 4		96
17	Staying healthy	98
18	From cover to cover	102
CULTURE	English literature	106
19	Different ingredients	108
20	Life changes	112
LIFE SKILLS	Study skills: Taking exams	116
REVIEW 5		118
	Prepare for the exam	120
	Extra activities	136
	Vocabulary list	140
	Grammar reference and practice	147
	Irregular verb list	167

UNIT	VOCABULARY	GRAMMAR	READING
1 IT'S A CHALLENGE! page 10	Adjectives of personality Personal details ∅ The alphabet	Present simple and present continuous	The Duke of Edinburgh's Award Register to do the Duke of Edinburgh's Award
2 OUR CHANGING PLANET page 14	Geographical features ∅ <i>th</i> : /θ/ and /ð/ Animals	Verbs we don't usually use in the continuous	The Earth: A changing planet Learning about the giant panda
Culture National Parks page 18			
3 ON HOLIDAY page 20	Holidays: Ways of travelling ∅ Silent letters ✔ Speaking Part 2 Holiday vocabulary	Past simple	First holidays with friends Teen travel tips: Moscow ✔ Reading Part 2
4 MY PLACE page 24	Homes ∅ /i:/ and /ɪ/ Adjectives to describe homes	Past continuous and past simple ✔ Writing Part 7	A new home Strange houses
Life Skills Critical thinking: Accepting other people's opinions page 28			
Review 1 Units 1-4 page 30			
5 SCHOOL page 32	School subjects ∅ Word patterns <i>take</i>	Comparative and superlative adverbs	New ways of learning Clarissa's blog ✔ Reading Part 3
6 FAVOURITE THINGS page 36	Materials Adjectives for describing objects	Possession ∅ Weak forms: <i>a</i> and <i>of</i>	Special memories
Culture Secondary school in the UK page 40			
7 ADVENTURE HOLIDAYS page 42	Holiday activities ✔ Speaking Part 2 Conversation about an adventure holiday Things to take on an Adventure Holiday	Present continuous for future ∅ Sentence stress: present continuous	Brecon Beacons adventure weekend
8 LIFE IN THE FUTURE page 46	Furniture and household appliances Words with two meanings	Future with <i>will</i> Future with <i>may</i> and <i>might</i> ∅ <i>will</i> and <i>won't</i>	What will you put in your time capsule? ✔ Reading Part 4
Life Skills Communication: Having a good conversation page 50			
Review 2 Units 5-8 page 52			✔ Reading Part 4
9 SPORTS, GAMES AND ACTIVITIES page 54	Sports and activities Sports vocabulary	<i>must</i> , <i>mustn't</i> , <i>have to</i> and <i>don't have to</i> ∅ <i>must</i> and <i>mustn't</i>	Cool Zone Climbing Centre rules What are eSports? ✔ Reading Part 3
10 USEFUL WEBSITES page 58	Relationships ∅ <i>gh</i> Internet nouns and verbs ✔ Reading Part 4	Verb patterns: gerunds and infinitives	Teen troubles Six great websites for teenagers
Culture The beautiful game page 62			

LISTENING	SPEAKING	WRITING	VIDEO
A conversation about the Duke of Edinburgh's Award	Talking about yourself ✔ Speaking Part 1		
A conversation about animals ✔ Listening Part 5		An article about an animal	
			▶ Glacier National Park
A conversation with a hotel receptionist	A conversation at a tourist information centre		
Five short conversations ✔ Listening Part 1		A description of a home	▶ Homes
✔ Listening Part 1	✔ Speaking Part 1	✔ Writing Part 7	
An interview about homeschooling	Describing your perfect school		▶ School subjects
Asking people about their favourite things A conversation about people's belongings ✔ Listening Part 5		Adjective order	
			▶ High School in the USA
A conversation about an adventure holiday A talk about an adventure holiday ✔ Listening Part 2	Talking about an adventure holiday		▶ Adventures!
An interview about homes of the future Five short conversations ✔ Listening Part 4		<i>too, also, as well</i>	
✔ Listening Part 4	✔ Speaking Part 2		
A conversation about eSports and mind sports	Talking about eSports		▶ Games
Young app developers talk about their work		An email ✔ Writing Part 6	
			▶ Football

UNIT	VOCABULARY	GRAMMAR	READING
11 CITY LIVING page 64	Places in a city Uncountable nouns	Determiners ⊖ <i>the</i>	Signs, notices and messages ✔ Reading Part 1
12 FILMS page 68	Types of film Conjunctions	Relative pronouns <i>who, which, that</i> ⊖ Spelling and syllables	What makes a movie a hit? Showing today at Star Cinema ✔ Reading Part 2
Life Skills Creativity and innovation: Brainstorming page 72			
Review 3 Units 9-12 page 74			✔ Reading Part 1
13 LIFE EXPERIENCES page 76	Outdoor activities Past participles	Present perfect with <i>ever</i> and <i>never</i> ⊖ Past participles	The great outdoors: 10 things to do before you're 16 Life quiz ✔ Reading Part 5
14 SPENDING MONEY page 80	Shops Units of measurement and money	Present perfect with <i>just, yet</i> and <i>already</i> ⊖ Intonation: questions and statements	York Times Pocket money
Culture Shopping and money page 84			
15 FREE TIME page 86	Free-time activities Collocations about having fun	Present perfect with <i>for</i> and <i>since</i> ⊖ Weak forms	My hobby – geocaching ✔ Reading Part 3
16 LANGUAGES OF THE WORLD page 90	Words to describe language learning Large numbers ⊖ Word stress in numbers	Present perfect and past simple	Languages of the world ✔ Speaking Part 1
Life Skills Learning to learn: Effective learning page 94			
Review 4 Units 13-16 page 96			
17 STAYING HEALTHY page 98	Body parts Adjectives to express emotion	Reflexive pronouns	Accident! Teen health ⊖ /u:/ and /ʊ/
18 FROM COVER TO COVER page 102	Books and reading Words about books	First conditional ⊖ Sentence stress	Signs, notices and messages ✔ Reading Part 1 Books to make you laugh this summer ✔ Reading Part 2
Culture English Literature page 106			
19 DIFFERENT INGREDIENTS page 108	Words to describe cooking ⊖ Ways to pronounce <i>ea</i> Ingredients <i>do</i> and <i>make</i>	Present simple passive	Breakfast cereals The taste test ✔ Reading Part 5
20 LIFE CHANGES page 112	<i>change</i> as a verb and noun Life changes	Past simple passive ⊖ Sounds and spelling	Life changes Kevin Pearce
Life Skills Study skills: Taking exams page 116			
Review 5 Units 17-20 page 118			✔ Reading Part 5
Prepare for the exam page 120			
Extra activities page 136			
Vocabulary list page 140			
Grammar reference and practice page 147			

Key to symbols:

⊖ Pronunciation

✔ A2 Key for Schools exam task

▶ Video


LISTENING	SPEAKING	WRITING	VIDEO
World cities quiz Six short conversations	Making requests in different situations		▶ Favourite cities
A conversation about going to the cinema ✔ Listening Part 3		An invitation to the cinema	
✔ Listening Part 3			
An interview with an explorer	Doing your own Life quiz		▶ Life experiences
A conversation about a birthday picnic		An email ✔ Writing Part 6	
▶ Famous markets			
Three young people talk about free-time activities A girl talking about her unusual hobby	An interview about an unusual hobby		
Five short conversations ✔ Listening Part 4 A talk about different languages		Information about your English class	
✔ Listening Part 5 ✔ Speaking Part 1 ✔ Writing Part 6			
Five short conversations ✔ Listening Part 1	Giving advice		▶ Health
A talk about a reading competition		A story ✔ Writing Part 7	
▶ What teens read			
A talk about a cooking competition ✔ Listening Part 2	Talking about a recipe		▶ Favourite foods
A conversation about a new school ✔ Listening Part 3		A biography	
✔ Listening Part 2 ✔ Speaking Part 1			

LIFE SKILLS

Develop important skills that you can use in your daily life

VIDEO

Watch interesting documentaries about the culture topics



LIFE SKILLS CREATIVITY AND INNOVATION

BRAINSTORMING

- When do you need ideas from other people?
Think of two situations that are true for you:
1. In a group or class when you have to think of a way to solve a problem.
2. In a group or class when you have to think of a way to solve a problem.
3. In a group or class when you have to think of a way to solve a problem.

LIFE SKILLS

Brainstorming is a way to think of ideas about a problem. It is a way to think of ideas about a problem. It is a way to think of ideas about a problem.

How and what can we brainstorm?



Group A

Work in groups of four. Each group has to think of a way to solve a problem. It is a way to think of ideas about a problem.

Group B

Work in groups of four. Each group has to think of a way to solve a problem. It is a way to think of ideas about a problem.

Group C

Work in groups of four. Each group has to think of a way to solve a problem. It is a way to think of ideas about a problem.

USEFUL LANGUAGE

- 1. I think that... (I think that...)
- 2. I think that... (I think that...)
- 3. I think that... (I think that...)
- 4. I think that... (I think that...)

PROJECT

Work together to create something fun and expand your learning

CULTURE

THE BEAUTIFUL GAME

- Do you play any sports?
2. Do you like watching sports?
3. Do you ever watch sports on TV?

- What do you like to do in your free time?
2. What do you like to do in your free time?
3. What do you like to do in your free time?

A SPORT FOR ALL?

- What is the most popular sport in your country?
2. What is the most popular sport in your country?
3. What is the most popular sport in your country?

- What is the most popular sport in your country?
2. What is the most popular sport in your country?
3. What is the most popular sport in your country?



TALKING POINTS

- What is the most popular sport in your country?
2. What is the most popular sport in your country?
3. What is the most popular sport in your country?

- What is the most popular sport in your country?
2. What is the most popular sport in your country?
3. What is the most popular sport in your country?

PROJECT

Work together to create something fun and expand your learning

CULTURE

Learn about the culture of English-speaking countries and the wider world

PREPARE FOR THE EXAM

Read useful tips, learn exam techniques, then try a practice exam task

REVIEW

Check your progress

PREPARE FOR THE EXAM

A2 KEY FOR SCHOOLS

LISTENING

Listening Part 1: Complete multiple choice or short dialogue (Sheet 4, Unit 11, Review 5)

EXAM INFORMATION

EXAM TIPS

EXAM TIPS

EXAM TIPS

EXAM TIPS

EXAM TIPS

EXAM TIPS

EXAM TIPS

EXAM TIPS

EXAM TIPS

EXAM TIPS

EXAM TIPS

EXAM TIPS

EXAM TIPS

EXAM TIPS

EXAM TIPS

EXAM TIPS

EXAM TIPS

REVIEW 5 UNITS 17-20

VOCABULARY

1. Choose the correct word to complete the sentences.

GRAMMAR

1. Complete the sentences with the correct form of the verb in brackets.

WHAT HAPPENS IN AN ICE CREAM FACTORY?

1. The ice cream is made from milk and sugar.

2. The milk is heated and then cooled.

3. The sugar is added and the mixture is stirred.

4. The mixture is then poured into molds.

5. The molds are frozen and the ice cream is ready to eat.

LISTENING

Listening Part 1: Complete multiple choice or short dialogue (Sheet 4, Unit 11, Review 5)

1. What are they going to do next?

2. What are they going to do next?

3. What are they going to do next?

4. What are they going to do next?

5. What are they going to do next?

EXAM INFORMATION

1. What is the purpose of the listening task?

2. What is the purpose of the listening task?

3. What is the purpose of the listening task?

4. What is the purpose of the listening task?

5. What is the purpose of the listening task?

EXAM TIPS

1. Listen carefully to the audio.

2. Listen carefully to the audio.

3. Listen carefully to the audio.

4. Listen carefully to the audio.

5. Listen carefully to the audio.

Bodyfit Gym

1. What are the prices of the gym equipment?

2. What are the prices of the gym equipment?

3. What are the prices of the gym equipment?

4. What are the prices of the gym equipment?

5. What are the prices of the gym equipment?

VIDEO

Watch teenagers doing speaking tasks in an exam situation.

3 ON HOLIDAY



FIRST HOLIDAYS WITH FRIENDS

Most of us can't wait to go on holiday without our parents. We can choose where to go, what to do and who to go with. But are first holidays with friends always great? Read about Sophie, Fred and Chris. Where did they go? Did they have a good time?

Last summer, after we finished our exams, I invited my friend Paula to go on holiday to Greece with me. We got a flight to Athens and then we went by ship to the island of Milos. We were really tired when we got there, but we both wanted a swim, so we went to the beach. You can guess! We lay down and closed our eyes and when we woke up TWO hours later, we were really hot and thirsty – and red! Never again! **Sophie, 16**

My first holiday was a weekend in London. Jim, Simon and I travelled by tram from my house to the bus station. When we arrived there, I put my hand in my pocket but my wallet wasn't there! Where was it? I think I lost it on the tram. Jim and Simon each lent me money for the coach. We stayed at Jim's aunt's house in London and we had a fantastic weekend. **Fred, 13**

My first holiday was with my friend Tom at a campsite in a forest near our town. We didn't want my parents to drive us there, so we went by bus and then on foot. It was a long walk to the forest and it was raining! I put the tent up quickly because I knew how to do it, but all our things were wet. Then the sun came out the next day. We dried everything and had a great time! **Chris, 12**



ABOUT YOU

- Where do you like going on holiday?
- How often do you go on holiday?
- Do you always go on holiday to the same place?
- How do you usually get there?

VOCABULARY AND READING

Holidays: Ways of travelling

1 Match the words in the box to photos A-K.

- by bike by boat by coach on foot
by helicopter by motorbike by plane
by scooter by ship by tram
by underground

1.8 Listen and check. Then repeat.

2 Decide whether each type of transport from Exercise 1 moves in the air, on land or in the water.

3 Read the article quickly and find out where Sophie, Fred and Chris went on holiday. How did each of them get there?

4 Read the article again and answer the questions

- 1 What does the article mean by 'first holidays'? *Because it's their first holidays with parents*
- 2 What did Sophie and Paula do when they arrived at the island? *They went to the beach*
- 3 What happened while they were sleeping? *They were tired.*
- 4 What did Fred lose? *He lost his wallet*
- 5 How did he pay for the coach? *Jim and Simon each lent him money*
- 6 What was the weather like when Chris and Tom were putting up the tent? *It was raining*

PRONUNCIATION Silent letters

5 In pairs, read the words aloud. Which are the silent letters?

- climb flight guess half
island knew two where

2.0 Listen and check. Then repeat.



PREPARE FOR THE EXAM

Speaking Part 2

6 Look at the photos A–K on page 20. Discuss the questions with your partner.

- 1 Do you like these different ways of travelling? Why? / Why not?
- 2 Do you think riding a bike is difficult? Why? / Why not?
- 3 Do you think going in a boat or a ship is enjoyable? Why? / Why not?
- 4 Now tell your partner which of these ways of travelling you like best.
- 5 How do you like to travel when it's very hot?
- 6 Do you prefer going on holiday to the sea or in the mountains?

» PREPARE FOR THE EXAM PAGE 134

GRAMMAR

Past simple

1 Underline the past simple forms in the sentences.

- 1 Where did they go?
- 2 Where was it?
- 3 Did they have a good time?
- 4 We closed our eyes.
- 5 Jim, Simon and I travelled by tram to the bus station.
- 6 My wallet wasn't there.
- 7 My first holiday was with my friend Tom.
- 8 We didn't want my parents to drive us, so we went by bus and then on foot.
- 9 We dried everything.

Now answer these questions.

- 1 Which past simple verbs are regular?
- 2 Which past simple verbs are irregular?
- 3 Which verb never has 'did' in questions and negatives?

2 Underline all the examples of the past simple in the article.

3 Complete the sentences using the past simple of the verb in brackets.

- 1 Did you go (you / go) on holiday with your family last year?
- 2 They didn't travel (not travel) by boat to the island because the weather was (be) bad.
- 3 We wanted (want) to visit the museum, but we didn't have (not have) time.
- 4 Did it arrive (the plane / arrive) on time?
- 5 The holiday wasn't (not be) great, but I _____ (enjoy) the afternoons on the beach.
- 6 _____ (you / be) in the mountains for the whole holiday?

4 Read questions a and b and complete the answers. Then answer questions 1–4.

- a Who did Sophie invite to go on holiday with her? She invited _____ to go on holiday with her.
- b Who lost his wallet? _____ lost his wallet.

- 1 Which past simple question uses *did* + infinitive, a or b?
- 2 What is the verb form in the other question?
- 3 Is question a asking for information about the subject or object?
- 4 Is question b asking for information about the subject or object?

5 Choose a or b for each question.

- 1 Who did the boy see?
 - a His mother saw him.
 - b He saw his mother.
- 2 Who saw the boy?
 - a His mother saw him.
 - b He saw his mother.

» GRAMMAR REFERENCE AND PRACTICE PAGE 149

6 Complete the sentences using the past simple of the verbs in brackets.

- 1 What did you eat (eat) when you were on holiday in Italy?
- 2 Who took (take) you to the airport?
- 3 Where did you go (you / go camping) last summer?
- 4 Who did buy (book) the flights, your mum or your dad?
- 5 Who did go (you / go) on holiday with last summer?
- 6 Who _____ (buy) you your new bike? Was it your parents?

7 Correct the mistakes in the sentences.

- 1 I maked two new friends on my holiday.
- 2 Sorry we couldn't meet yesterday. I go shopping and then cycling with my mum.
- 3 It was a rainy day on Saturday, so I spended the day at home.
- 4 I watch TV and played on the computer yesterday evening.
- 5 It was a pity you lefted the party early last Friday.

8 In pairs, ask and answer the questions.

- 1 Where did you go on your last holiday?
- 2 Who did you go with?
- 3 How did you get there?
- 4 What did you do there?
- 5 What was the best thing you did? Why?

READING

- 1 Look at the photos of Moscow. Do you know any of these places? Read the text quickly and find out who visited which place.

TEEN TRAVEL TIPS ► MOSCOW

MONIQUE

Moscow is great for sightseeing! I took photos everywhere I went. The only problem was that I don't speak Russian, so it was hard to get a taxi, and I hate walking. My advice is to take some Russian lessons before you go. I went to the aquarium on my first day. I enjoyed it, but there were a lot of tourists. I preferred the quieter streets with little shops selling postcards and presents. After I got gifts for my friends, I didn't have much money left!


CARLA

The underground, or metro, is a great way to travel around, but too crowded for me. My favourite place was Red Square. The buildings are amazing. But don't spend all your time taking photos – I didn't. I bought postcards from the little shops. You don't need Russian. Everyone speaks English. Oh and I loved the street food and ate lots of it, but it wasn't cheap! The aquarium is fantastic. If you only go to one place, go there.


OLIVIA

My favourite place was Old Arbat, one of the oldest streets in Moscow. I wanted to get presents for my mum and dad, but all the shops had the same presents, so I didn't buy much. I mostly ate street food because it didn't cost much, and it was delicious. I went to the metro to look at the amazing stations, but I didn't travel on it. I went everywhere on foot. You see so much that way.

Red Square



The Kremlin



Old Arbat



Aquarium at VDNKh



Moscow Metro



Yuri Kuklachev Cat Theatre



PREPARE FOR THE EXAM

Reading Part 2

- 2 For each question, choose the correct answer. Write *M* for Monique, *C* for Carla or *O* for Olivia.

- Who thinks walking is the best way to travel around Moscow?
- Who found the street food in Moscow expensive?
- Who says it's important not to miss the aquarium?
- Who spent a lot of money on presents?
- Which person enjoyed visiting the metro?
- Who says you should learn some Russian before going?
- Who said it was better to buy postcards than to take photos?

►► PREPARE FOR THE EXAM PAGE 122

TALKING POINTS

In pairs, look at the photos of the six places in Moscow in Exercise 1. Discuss which ones you think look more interesting to visit.

VOCABULARY

Holiday vocabulary

- 1 Match the words in the box to the things in the photo A-E. There are three words for A. There are two words for D.

guest guidebook luggage map
receptionist suitcase tourist visitor



22 Listen and check. Then repeat.

2 Now complete the sentences with the words from the box in Exercise 1.

- 1 You can find the names of streets on a _____ of the city.
- 2 Millions of _____ visit Moscow every year.
- 3 It's always a good idea to buy a _____ to help you plan activities for your holiday.
- 4 I've only got one small _____ for all my clothes. I hope I can get everything in it.
- 5 We stayed in a really small hotel in Moscow. It only had room for eight _____.
- 6 We put all our _____ in the back of the taxi. We didn't want to have the bags on the seats.
- 7 When we arrived at the hotel, the _____ gave us our room key.
- 8 The Space Museum in Moscow has lots of _____ every year.

3 In pairs, ask and answer the questions.

- 1 How much luggage do you take with you on holiday?
- 2 Who packs your suitcase?
- 3 What do you put in your suitcase when you go on summer holidays?
- 4 Do you or your parents usually buy a guidebook when you go on holiday?
- 5 Do you use maps? When was the last time you used a map?
- 6 Do many tourists come to visit your town? What do they like to see?
- 7 What does a receptionist do?
- 8 Did you stay in a hotel on your last holiday? Did you like it?

LISTENING

1 Look at the photo in Vocabulary Exercise 1. In pairs, discuss the questions.

- 1 What can you see?
- 2 Who are the people?
- 3 What are they doing?

2 Listen to the conversation between John, a student on holiday in Moscow with his parents, and the hotel receptionist and check your ideas.

Why is John speaking to the receptionist?

3 Listen again. Are the sentences right (✓) or wrong (X)?

- 1 John is an only child.
- 2 John wants to look around the city in the afternoon.
- 3 The tourist information centre is a long way from the hotel.
- 4 The receptionist hasn't got an underground map.
- 5 John thinks taxis are faster than the underground.
- 6 John forgot his bag.
- 7 The guest before John had several suitcases.
- 8 There is a lift in the hotel.

SPEAKING

- 1** John phones the tourist information centre for some more information. Listen to his conversation. What are John and his family going to do that day?
- 2** Listen again and repeat the phrases from the conversation.

John: Can you give me some information about the space museum, please?

Clerk: Yes, certainly. The museum's near the centre, and you can book online. You'll really enjoy it.

John: That's perfect. Thanks.

Clerk: It's the best way to learn about the history of our country.

John: That's a really good idea. Oh, by the way, have you got any information about the Kremlin?

Clerk: Yes, of course. It's all on our website. Have a good day.

3 In pairs, choose a city you both know. What four places would tourists like to visit in this city? Role-play a conversation at a tourist information centre. Use phrases from Exercise 2 to help you.

4 Make questions. Then in pairs, ask and answer them using the information below.

- 1 address?
- 2 open every day?
- 3 what time / close?
- 4 how much / drinks?
- 5 web address?

TOURIST INFORMATION CENTRE

24 Green Street

Monday – Saturday

Hours: 9 am – 5 pm

Coffee, tea and juice: 50p

Come in for maps and a chat.

Visit: www.tourvisit.com




PREPARE

Where English meets Exams

Prepare Second Edition levels 2 & 3 combine teen-appeal topics with extensive preparation for the revised 2020 A2 Key for Schools exam.

- Enjoy interactive, personalised lessons with themes and resources relevant to school-aged learners
- Relax knowing Prepare's unique Exam Journey drives students to exam success
- Create confident English users with our enhanced vocabulary and grammar syllabus
- Inspire learners to expand their horizons and knowledge exploring Prepare's Life Skills and Culture sections
- Support and extend learning through the new collection of online resources

Cambridge English Scale	PREPARE Level	Cambridge English Qualification
160-179	7	B2 First for Schools
	6	
140-159	5	B1 Preliminary for Schools
	4	
120-139	3	A2 Key for Schools
	2	
100-119	1	



Experts together

Our aim is to deliver the materials you tell us you need. Exclusive insights from test development and candidate performance guarantee expert content. The result is a unique Exam Journey in each course, ensuring every student is ready on exam day. From skills development to exam tasks, language discovery to real-world usage, we create better learning experiences, together.

Experience

Better

Learning

ISBN 978-1-108-43329-7



9 781108 433297 >