

CAMBRIDGE

www.papyruspub.com



# Student's Book 1

Herbert Puchta

Günter Gerngross

Peter Lewis-Jones

www.papyruspub.com



**CAMBRIDGE**  
UNIVERSITY PRESS

University Printing House, Cambridge CB2 8BS, United Kingdom

Cambridge University Press is part of the University of Cambridge.

It furthers the University's mission by disseminating knowledge in the pursuit of education, learning and research at the highest international levels of excellence.

[www.cambridge.org](http://www.cambridge.org)

Information on this title: [www.cambridge.org/9780521148559](http://www.cambridge.org/9780521148559)

© Cambridge University Press 2012

This publication is in copyright. Subject to statutory exception and to the provisions of relevant collective licensing agreements, no reproduction of any part may take place without the written permission of Cambridge University Press.

First published 2012

15th printing 2015

Printed in Dubai by Oriental Press

*A catalogue record for this publication is available from the British Library*

ISBN 978-0-521-14855-9 Student's Book with DVD-ROM 1

ISBN 978-0-521-14857-3 Workbook 1

ISBN 978-0-521-22061-3 Teacher's Book 1

ISBN 978-1-107-66604-7 Teacher's Resource Book with Audio CD 1

ISBN 978-0-521-22136-8 Class Audio CDs 1

ISBN 978-0-521-22026-2 Flashcards 1

ISBN 978-0-521-14858-0 Classware and Interactive DVD-ROM 1

Cambridge University Press has no responsibility for the persistence or accuracy of URLs for external or third-party internet websites referred to in this publication, and does not guarantee that any content on such websites is, or will remain, accurate or appropriate. Information regarding prices, travel timetables, and other factual information given in this work is correct at the time of first printing but Cambridge University Press does not guarantee the accuracy of such information thereafter.

Herbert Puchta Günter Gerngross Peter Lewis-Jones

# SUPER Minds

Student's Book 1



CAMBRIDGE  
UNIVERSITY PRESS

# Map of the book

## 1 Friends (pages 4–9)

Vocabulary	Grammar	Story and value	Thinking skills
Greetings Numbers 1–10 Colours	<i>What's your name?</i> <i>I'm (Thunder).</i> <i>How old are you?</i> <i>I'm (seven).</i>	<i>Meet the Super Friends</i> Making friends	<ul style="list-style-type: none"> <li>• Matching</li> </ul>

▶ **Song:** A, B, C, D, E, F, G

## 2 At school (pages 10–21)

Vocabulary	Grammar	Story and value Phonics	Skills	Thinking skills	English for school
Classroom objects	<i>What's this? It's a (pencil).</i> <i>Is it a pen? Yes, it is. / No, it isn't.</i> <i>Open your book, please.</i>	<i>Watch out, Flash!</i> Helping each other The letter sound a	<ul style="list-style-type: none"> <li>• Listening</li> <li>• Reading, speaking and writing</li> </ul>	<ul style="list-style-type: none"> <li>• Matching</li> <li>• Hypothesising and predicting</li> </ul>	<b>Art:</b> Colours

▶ **Song:** What's this?

▶ **Creativity**

▶ **Revision**

## 3 Let's play! (pages 22–33)

Vocabulary	Grammar	Story and value Phonics	Skills	Thinking skills	English for school
Toys	<i>What's his/her name?</i> <i>His/Her name's (Ben/Sue).</i> <i>What's his/her favourite toy?</i> <i>How old is he/she?</i> <i>It's a (new kite).</i> <i>It's an (ugly monster).</i>	<i>The go-kart race</i> Fair play – cheating is wrong The letter sound e	<ul style="list-style-type: none"> <li>• Reading</li> <li>• Listening, speaking and writing</li> </ul>	<ul style="list-style-type: none"> <li>• Comparative thinking</li> <li>• Analysis of statements</li> <li>• Hypothesising</li> </ul>	<b>Maths:</b> Tangrams

▶ **Song:** Hey, Emma! What's your favourite toy?

▶ **Creativity**

▶ **Revision**

## 4 Pet show (pages 34–45)

Vocabulary	Grammar	Story and value Phonics	Skills	Thinking skills	English for school
Animals	<i>The (lizard) is in/on/under the (bag).</i> <i>I like / don't like (dogs).</i>	<i>The spider</i> Being brave The letter sound i	<ul style="list-style-type: none"> <li>• Reading, listening and writing</li> <li>• Speaking</li> </ul>	<ul style="list-style-type: none"> <li>• Matching</li> <li>• Applying world knowledge</li> </ul>	<b>Science:</b> Camouflage

▶ **Song:** Look at the spiders

▶ **Creativity**

▶ **Revision**

## 5 Lunchtime (pages 46–57)

Vocabulary	Grammar	Story and value Phonics	Skills	Thinking skills	English for school
Food	<i>I've got / haven't got a (sandwich).</i> <i>Have we got any (cheese)?</i> <i>Yes, we have. / No, we haven't.</i>	<i>The pizza</i> Waiting your turn The letter sound o	<ul style="list-style-type: none"> <li>• Listening and writing</li> <li>• Reading and speaking</li> </ul>	<ul style="list-style-type: none"> <li>• Categorising</li> <li>• Applying world knowledge</li> <li>• Predicting</li> </ul>	<b>Science:</b> Fruit and veg

▶ **Song:** Tommy's in the kitchen

▶ **Creativity**

▶ **Revision**

**5 Free time (pages 58–69)**

Vocabulary	Grammar	Story and value Phonics	Skills	Thinking skills	English for school
Days of the week	<i>I (watch TV) on (Sundays). Do you (play football) at the weekend? Yes, I do. / No, I don't.</i>	<i>We're lost! Asking for help when you need it The letter sound u</i>	<ul style="list-style-type: none"> <li>• Listening</li> <li>• Reading, speaking and writing</li> </ul>	<ul style="list-style-type: none"> <li>• Interpreting and understanding</li> </ul>	<b>Social science:</b> Be healthy!
▶ <b>Song:</b> It's a busy, busy week			▶ <b>Creativity</b>	▶ <b>Revision</b>	

**6 The old house (pages 70–81)**

Vocabulary	Grammar	Story and value Phonics	Skills	Thinking skills	English for school
The home	<i>There's a (monster). There are (four cats). Is there a (plane)? Are there any (rats)? How many (cars) are there?</i>	<i>At the house Looking after your friends The letter sound h</i>	<ul style="list-style-type: none"> <li>• Reading</li> <li>• Listening and writing</li> </ul>	<ul style="list-style-type: none"> <li>• Interpreting pictures</li> <li>• Applying world knowledge</li> <li>• Matching</li> </ul>	<b>Geography:</b> Habitats
▶ <b>Song:</b> In my little house			▶ <b>Creativity</b>	▶ <b>Revision</b>	

**7 Get dressed (pages 82–93)**

Vocabulary	Grammar	Story and value Phonics	Skills	Thinking skills	English for school
Clothes	<i>Do you like this (hat) / these (shoes)? (Olivia)'s wearing (a red sweater). Is he/she wearing (a blue T-shirt)? Yes, he/she is. / No, he/she isn't.</i>	<i>The cap Saying Sorry The letter sounds sp and st</i>	<ul style="list-style-type: none"> <li>• Reading</li> <li>• Speaking, listening and writing</li> </ul>	<ul style="list-style-type: none"> <li>• Interpreting visual information</li> <li>• Selecting information</li> <li>• Applying world knowledge</li> </ul>	<b>Science:</b> Materials
▶ <b>Song:</b> I'm a cool, cool cat			▶ <b>Creativity</b>	▶ <b>Revision</b>	

**8 The robot (pages 94–105)**

Vocabulary	Grammar	Story and value Phonics	Skills	Thinking skills	English for school
The body	<i>I can/can't stand on one leg. He/She can/can't (skip). Can you (swim)? Yes, I can. / No, I can't.</i>	<i>The problem Teamwork The letter sound g</i>	<ul style="list-style-type: none"> <li>• Listening and speaking</li> <li>• Reading and writing</li> </ul>	<ul style="list-style-type: none"> <li>• Problem solving</li> <li>• Identifying</li> </ul>	<b>Science:</b> The skeleton
▶ <b>Song:</b> Can you guess who we are?			▶ <b>Creativity</b>	▶ <b>Revision</b>	

**9 At the beach (pages 106–117)**

Vocabulary	Grammar	Story and value Phonics	Skills	Thinking skills	English for school
Holidays	<i>Let's (play the guitar). Where's the (blue book)? Where are the (orange books)?</i>	<i>The top of the hill Modesty The letter sounds ee and ea</i>	<ul style="list-style-type: none"> <li>• Reading, listening and writing</li> <li>• Speaking</li> </ul>	<ul style="list-style-type: none"> <li>• Inferring meaning</li> <li>• Interpreting visual information</li> </ul>	<b>Geography:</b> Holiday weather
▶ <b>Song:</b> Let's go to the beach			▶ <b>Creativity</b>	▶ <b>Revision</b>	

# 2

# Let's play!

1 CD 1  
28

Listen and look. Then listen and say the words.

1 kite



3 monster

2 doll



4 plane

Go-kart  
race



Sports centre  
1 team - 1 go-kart

5 computer game



6 train



7 car



9 bike



10 go-kart

8 ball



2 CD 1  
29

Listen and chant.

Toy shop, toy shop,  
Let's go to the toy shop.  
Look!

A doll, a car, a bike, oh yes,  
A go-kart and a train,

A ball, a computer game,  
A monster and a plane.

Yes.

And there's a kite!  
That's right!

1 CD 1 31  
Sticker

Listen and stick.

<b>1</b> 	<b>2</b> 	<b>3</b> 	<b>4</b> 
Sophie	Alex	Olivia	Mark

2 CD 1 32

Grammar focus

Listen and say.




What's his name? **His name's Ben.**  
 How old is he? **He's seven.**  
 What's his favourite toy? **His favourite toy's his ball.**

What's her name? **Her name's Lisa.**  
 How old is she? **She's six.**  
 What's her favourite toy? **Her favourite toy's her doll.**

3

Ask and answer.



What's his / her ... ? How old is he / she? 23



1 Listen and sing.

4

Hey, Emma! What's your favourite toy? ...

My favourite toy isn't a plane.  
It isn't a kite or a computer game.  
My favourite toy!

Hey, Mike! What's your favourite number? ...

My favourite number isn't three.  
Can you find it? Look at me!  
My favourite number!

Hey, Emma! What's your favourite toy? ...

My favourite toy ...  
My favourite toy's a go-kart.  
That's smart!

Hey, Mike! What's your favourite number? ...

My favourite number ...  
My favourite number's eight.  
That's great!




2


Look at the picture. Find and circle Emma and Mike.




1 **CD1**  
35 Listen and number the pictures.




A long blue train.




A short red train.



A big green ball.




A small yellow ball.




An ugly purple monster.



A beautiful orange monster.



An old black go-kart.




A new pink go-kart.

2 **CD1**  
36



**Grammar focus**

Listen and say.

It's a new kite. It's an ugly monster.




3 Draw a toy. Ask and answer.



1 CD 1 38



# The go-kart race








**2 Think!** Read and number the go-karts.

1 A small go-kart.

2 An old go-kart.

3 A big go-kart.




**3 Find who says ...**

This is Ben from the Red team.



**4** CD1 40 Listen and say.




Ken and his ten red pens.



1


Look and read. Tick (✓) or cross (X) the box.

1




It's a long train.

2



It's a new kite.

3




It's a big boat.

4




It's an ugly doll.

5



It's an old bike.

6



It's a short train.

skills

1 CD 1 43

Listen and write the names.

Beep Dino Nessie Star




\_\_\_\_\_



\_\_\_\_\_



\_\_\_\_\_



\_\_\_\_\_

2 Ask and answer.



What's your favourite toy? colour? number?

My favourite ...

3 Draw and write about your favourite toy.


My favourite things.  
My favourite toy is my blue doll.



1 CD 1  
44


Listen and look at the shapes.

Can you see them in your classroom?




1

triangle



2

square



3

circle



4

parallelogram



5

rectangle

My book is a rectangle.




2

Read and answer.

The tangram is an old Chinese toy. Look at the tangram. What shapes can you see? What shapes can't you see?

I can see a square. I can't see a circle.




3

Think!

Look at the tangrams. What shapes are missing?

The blue triangle is missing.







1

Page 125

**Project** Make a tangram.

**a** Use your tangram to make the pictures.



**b** Use your tangram to make a new picture.



Create that!


1 CD 1  
46

Listen and imagine. Then draw your picture.



2

Show your picture to your friends.



This is my fantastic toy.  
It's a train.  
It's short.  
It's red and green.



# The spelling game

# SUPER MINDS

Student's Book 1

Are you ready to become one of the Super Minds?

This exciting seven-level course, from a highly experienced author team, enhances your students' thinking skills, improving their memory along with their English.

- Develop creativity with visualisation exercises and art and craft activities
- Explore social values with lively stories
- Encourage cross-curricular thinking with fascinating 'English for school' sections

The fabulous DVD-ROM features animated stories, interactive games and activities, lively songs with karaoke versions, and fun activities focusing on the key vocabulary and grammar of each unit.


FREE extra resources can be downloaded from [www.cambridge.org/elt/superminds](http://www.cambridge.org/elt/superminds)




Super Minds Level	CEF Level	Cambridge ESOL exams
Level 6	A2+	Key for Schools
Level 5	A2	Flyers
Level 4	A1	Movers
Level 3		Starters
Level 2		
Level 1		
Starter		

**Level 1**  
 Student's Book with DVD-ROM  
 Workbook  
 Teacher's Book  
 Teacher's Resource Book with Audio CD


Class Audio CDs  
 Flashcards  
 Classware and Interactive DVD-ROM



ISBN 978 0521 00705 4



ISBN 978 0521 18810 4



ISBN 978 0521 71000 0

Includes FREE stickers and cut outs!



**CAMBRIDGE**  
 UNIVERSITY PRESS  
[www.cambridge.org](http://www.cambridge.org)

ISBN 978-0-521-14855-9



9 780521 148559 >