


CAMBRIDGE

www.papyruspub.com



SUPER Minds

Student's Book 2

Herbert Puchta

Günter Gerngross

Peter Lewis-Jones

www.papyruspub.com





CAMBRIDGE UNIVERSITY PRESS
Cambridge, New York, Melbourne, Madrid, Cape Town,
Singapore, São Paulo, Delhi, Tokyo, Mexico City

Cambridge University Press
The Edinburgh Building, Cambridge CB2 8RU, UK

www.cambridge.org
Information on this title: www.cambridge.org/9780521148597

© Cambridge University Press 2012

This publication is in copyright. Subject to statutory exception
and to the provisions of relevant collective licensing agreements,
no reproduction of any part may take place without the written
permission of Cambridge University Press.

First published 2012

Printed in China by Golden Cup Printing Co. Ltd

A catalogue record for this publication is available from the British Library

isbn 978-0-521-14859-7 Student's Book with DVD-ROM 2
ISBN 978-0-521-14860-3 Workbook 2
ISBN 978-0-521-21957-0 Teacher's Book 2
ISBN 978-1-107-68367-9 Teacher's Resource Book with Audio CD 2
ISBN 978-1-107-67406-6 Class Audio CDs 2
ISBN 978-0-521-21941-9 Flashcards 2
ISBN 978-0-521-14861-0 Classware and Interactive DVD-ROM 2

Cambridge University Press has no responsibility for the persistence or
accuracy of URLs for external or third-party internet websites referred to in
this publication, and does not guarantee that any content on such websites is,
or will remain, accurate or appropriate. Information regarding prices, travel
timetables and other factual information given in this work is correct at
the time of first printing but Cambridge University Press does not guarantee
the accuracy of such information thereafter.

Map of the book

Back to school (pages 4–9)

Vocabulary The classroom	Grammar <i>There's a (car).</i> <i>There are some (balls).</i> <i>(Stand up). (Don't) stand up.</i>	Story and value <i>The burglars</i> Helping people	Thinking skills • Matching text with information
▶ Song: It's good to see you all again			

1 My day (pages 10–21)

Vocabulary Daily routines	Grammar <i>What's the time? It's (nine) o'clock.</i> <i>When do you (have lunch)?</i> <i>At (one) o'clock</i> <i>(Claire gets up) at (eight) o'clock.</i>	Story and value Phonics <i>What a day!</i> Offering to help The letter sounds ee and ea	Skills • Reading and writing • Listening and speaking	Thinking skills • Logical-mathematical thinking • Selecting and classifying	English for school Geography: Time zones
▶ Song: It's three o'clock in the afternoon		▶ Creativity	▶ Revision		

2 The zoo (pages 22–33)

Vocabulary Animals	Grammar <i>(Freddy) likes / doesn't like (spiders).</i> <i>Does (Mark/Emma) like (bananas)? Yes, he/she does.</i>	Story and value Phonics <i>The zoo keeper</i> Helping people The letter sounds ie and y	Skills • Reading, listening and writing • Speaking	Thinking skills • Applying world knowledge • Classifying and categorising	English for school Science: Animal families
▶ Song: The zebra likes sausages		▶ Creativity	▶ Revision		

3 Where we live (pages 34–45)

Vocabulary Places in a town	Grammar <i>Has your town got a (swimming pool)?</i> <i>Yes, it has. / No, it hasn't.</i> <i>The (cinema) is between the (toy shop) and (Green Street).</i>	Story and value Phonics <i>The tree on the track</i> Perseverance The letter sounds tr, gr and dr	Skills • Reading, speaking and writing • Listening	Thinking skills • Comparing and sequencing • Paying attention to visual details	English for school Art: Towns and art
▶ Song: Our town's got a lot of great things		▶ Creativity	▶ Revision		

4 The market (pages 46–57)

Vocabulary Food	Grammar <i>Would you like a (tomato) / some (bread)?</i> <i>Are there any (pears)?</i> <i>Yes, there are.</i> <i>Is there any (bread)?</i> <i>No, there isn't any.</i>	Story and value Phonics <i>Bad apples</i> Cheating doesn't pay The letter sounds w and wh	Skills • Reading, speaking and writing • Listening	Thinking skills • Matching visual and written information • Applying world knowledge and interpreting	English for school Science: Bacteria and food
▶ Song: Would you like some fruit?		▶ Creativity	▶ Revision		

5 My bedroom (pages 58–69)

Vocabulary	Grammar	Story and value Phonics	Skills	Thinking skills	English for school
Furniture	<i>I like this/that (book). I like these/those (books). Whose (sock)s are these? They're (Fred)'s. Whose (hat) is this? It's (May)'s.</i>	<i>Tidy up!</i> Tidiness The letter sound oo	<ul style="list-style-type: none"> • Reading • Listening, speaking and writing 	<ul style="list-style-type: none"> • Reflecting and analysing • Analysing 	Science: Recycling
▶ Song: Little Timothy McKane		▶ Creativity		▶ Revision	

6 People (pages 70–81)

Vocabulary	Grammar	Story and value Phonics	Skills	Thinking skills	English for school
The face	<i>Are you (angry)? No, I'm (tired). / Yes, I'm (angry). Our/Their birthdays are in (May).</i>	<i>Thunder's birthday</i> Being a good loser The letter sounds a–e, ai and ay	<ul style="list-style-type: none"> • Reading and writing • Listening and speaking 	<ul style="list-style-type: none"> • Interpreting and giving reasons • Sequencing and remembering 	Science: The life of a butterfly
▶ Song: Who's that man over there?		▶ Creativity		▶ Revision	

7 Off we go! (pages 82–93)

Vocabulary	Grammar	Story and value Phonics	Skills	Thinking skills	English for school
Transport	<i>I'd like to go to (Africa) by (plane). What are you doing? I'm (fly)ing (a plane).</i>	<i>The bus trip</i> Being generous The letter sounds u–e, ew, ue and oe	<ul style="list-style-type: none"> • Speaking • Listening, reading and writing 	<ul style="list-style-type: none"> • Matching • Predicting and checking 	Maths: Measuring
▶ Song: It's a big wide world out there		▶ Creativity		▶ Revision	

8 Sports club (pages 94–105)

Vocabulary	Grammar	Story and value Phonics	Skills	Thinking skills	English for school
Sport	<i>(Flying a kite)'s difficult. What sport do you like doing? I like (swimming). So do I. / I don't.</i>	<i>The football club</i> Including people The letter sounds o, oa and o–e	<ul style="list-style-type: none"> • Listening, speaking and writing • Reading 	<ul style="list-style-type: none"> • Comparing and evaluating • Evaluating and selecting 	Science: Breathing
▶ Song: Playing tennis is great fun		▶ Creativity		▶ Revision	

9 Holiday plans (pages 106–117)

Vocabulary	Grammar	Story and value Phonics	Skills	Thinking skills	English for school
Holidays	<i>Can I/we (go horse riding) (tomorrow morning)?</i>	<i>Dream holidays</i> Helping people The letter sounds z and s	<ul style="list-style-type: none"> • Reading • Listening and speaking 	<ul style="list-style-type: none"> • Matching text with visual information 	Literature: Fairy tales
▶ Song: It's time for a holiday		▶ Creativity		▶ Revision	


Festivals and cut-outs: pages 118–128 **Stickers:** Centre section

3

Where we live

1 CD 2 02

Listen and look. Then listen and say the words.



2 CD 2 03

Listen and chant.

Can you see the shop?

Yes, we can.

Can you see the bus stop?

Yes, we can.

Shop, street, park and pool.

Looking from up here,

Is really cool.

Can you see the school?

Yes, we can.

Can you see the pool?

Yes, we can.


Shop, street, park and pool.

Looking from up here,

Is really cool.

1

Look at the picture. Read and circle.



- 1 Has Top Town got a cinema? Yes, it has. / No, it hasn't.
- 2 Has Top Town got a café? Yes, it has. / No, it hasn't.

2 CD2 04

Grammar focus

Listen and say.

Has your town got a swimming pool? Yes, it has.
 Has your town got a train station? No, it hasn't.



3

Imagine a town and write five things it has got. Then ask and answer.



1 CD2 05

Listen and sing.

Our town's got a lot of great things.
It's got a playground,
With a slide and some swings.
Our town is a great place to be.
It's got a lot of shops,
For you and for me.

Our town! Come to our town.
Our town! Come on, everyone.
Our town! Come to our town.
Our town! Come and have some fun ...

Our town is a great place to stay.
It's got a park,
Where we can play all day.
Our town's got a nice swimming pool.
Jump into the water,
It's nice and cool.



Our town! Come to our town ...



2 CD2 07


Think!

Listen again and number the pictures.



1 CD2 08

Listen and write the words.



- 1 The café is between the school and the _____ .
- 2 The car is in front of the _____ .
- 3 The hospital is next to the _____ .
- 4 The tree is behind the _____ .

2 CD2 09

Grammar focus

Listen and say.



The cinema is **between** the toy shop and Green Street.
 The hospital is **behind** the playground.

3



Decide where to put these places on your map.


toy shop zoo sweet shop car tree

Now tell your partner about your map.



The tree on the track






2 Point to pictures in the story and make sentences.

The Super Friends are	on	the hill.
The driver is	in	the train.
The tree is	next to	the track.
Flash is	in front of	the station.
The train is		the town.

3 Find who says ... But there's a tree on the track!



4 Listen and say.



Troy's grandpa's got a great big green dragon.




1

Read and write the names.



Isabelle



Martin

My favourite place in town is the cinema. On Saturday mornings there is a Kids' Club. They show films for children. There are three different films. My mum and dad take me every week. Sometimes we have popcorn or sweets. _____

My favourite place in town is the café. My mum takes me and my brother there on Wednesdays. We go after school for our dinner. I have pizza and chips. My brother has chicken and rice. Then we have some cake. Delicious! _____

2

Read again and answer.

- 1 How many films does the cinema show at Kids' Club?
- 2 What does Martin eat at the cinema?
- 3 Who does Isabelle go to the café with?
- 4 What does Isabelle eat at the café?

3

Write about your favourite place.

My favourite place is London. I go there to see my grandmother. She lives by the river. We have lots of fun there.

4


Now tell your friends.

My favourite place is ...



1 CD2 15

Listen and tick (✓) the box. Where are they?

1	<p>a</p>  <p>book shop</p>	<p>b</p>  <p>café</p>	<p>c</p>  <p>school</p>
2	<p>a</p>  <p>swimming pool</p>	<p>b</p>  <p>playground</p>	<p>c</p>  <p>farm</p>
3	<p>a</p>  <p>train station</p>	<p>b</p>  <p>hospital</p>	<p>c</p>  <p>cinema</p>
4	<p>a</p>  <p>farm</p>	<p>b</p>  <p>zoo</p>	<p>c</p>  <p>bus stop</p>

Towns and art

1


Look and say. What is in the paintings?

There's a lake in painting 1.

1



2



3



4



2 CD2 16

Think!

Listen, read and number. Which painting are they talking about?

I like the water and the big buildings. It's beautiful.

I like the colours. Yellow, purple and green. I'd like to play there.

I like this painting because I like trains.

There are lots of stars in the sky. I like them.

3

Which painting is your favourite?

I like ... because ...

Learn and think

1 Where are these paintings? Painting 1 is in a playground.



2 Where can you find paintings in your town?

There is a painting in the playground.

There are paintings in the café.


3 Project Make pictures of your town and create a collage.





1 CD 2 17

Listen and act out with your teacher.
Then listen again and number the pictures.



2 Read and number the sentences from the story.

- Go to the café. Buy some orange juice.
- Where's your train? It's gone!
- Run to the platform.
- Buy a magazine and read it.
- Buy a ticket.
- Drink your juice.
- Look at your watch. Oh no!
- Walk up the steps to the station.

3 Listen to your friend and act out.



Drink your juice.




Quiz time

6



- 1 Where are they?
 a at the swimming pool b at the bus stop
 c at the train station

- 2 Top Town hasn't got a ...



- 3 The boy ... an ice cream.
 a have got b has got c hasn't got

- 4 Where is the cat?
 a between the dogs b in front of the dogs
 c behind the dogs



- 5 Who stops the train?



- 6 Circle the different sound.
 a grey b ugly c great

- 7 Martin really likes the ...



- 8 What colour is the train in the painting on page 42?
 a green b red c blue






Super Minds

Student's Book 2

Are you ready to become one of the Super Minds?

This exciting seven-level course, from a highly experienced author team, enhances your students' thinking skills, improving their memory along with their English.

-  Develop creativity with visualisation exercises and art and craft activities
-  Explore social values with lively stories
-  Encourage cross-curricular thinking with fascinating 'English for school' sections

The fabulous Student's Book DVD-ROM features animated stories, interactive games and activities, lively songs with karaoke versions, and fun activities focusing on the key vocabulary and grammar of each unit.

FREE extra resources can be downloaded from www.cambridge.org/elt/superminds




Super Minds Level	CEF Level	Cambridge ESOL exams
Level 6	A2+	Key for Schools
Level 5	A2	Flyers
Level 4	A1	Movers
Level 3		Starters
Level 2		
Level 1		
Starter		


Level 2

Student's Book with DVD-ROM
 Workbook
 Teacher's Book
 Teacher's Resource Book with Audio CD


Class Audio CDs
 Flashcards
 Classware and Interactive DVD-ROM



ISBN 978 0521 13714 0



ISBN 978 0521 18810 4



ISBN 978 0521 73180 5

Includes **FREE** stickers and cut outs!



CAMBRIDGE
 UNIVERSITY PRESS
www.cambridge.org

ISBN 978-0-521-14859-7



9 780521 148597 >