


CAMBRIDGE



# SUPER MINDS

Student's Book Starter

Herbert Puchta

Günter Gerngross

Peter Lewis-Jones





# Map of the book

1 Hello (pages 4–9)			
<b>Vocabulary</b> red, blue, green, orange, purple, yellow	<b>Grammar</b> Hello! What's your name? I'm ...	<b>Story and value</b> <i>The water hole</i> Saying Sorry	<b>Thinking skills</b> Associating silhouettes with objects
▶ <b>Song:</b> What's your name?			

1 My classroom (pages 10–19)				
<b>Vocabulary</b> • pencil, chair, bag, rubber, book, desk • one, two, three, four, five, six	<b>Grammar</b> Stand up. Sit down. Open ... Close ... Pick up ... Put ...	<b>Story and value</b> <i>The pencil</i> Lending	<b>Thinking skills</b> • Counting • Paying attention to visual details • Associating objects with actions	<b>English for school</b> Actions at school
▶ <b>Song:</b> In the classroom		▶ <b>Creativity</b>		▶ <b>Revision</b>

2 My family (pages 20–29)				
<b>Vocabulary</b> grandpa, grandma, mum, dad, sister, brother	<b>Grammar</b> • This is my (brother), (Tom). • This is my (book).	<b>Story and value</b> <i>The sandwiches</i> Sharing	<b>Thinking skills</b> • Counting • Understanding family relations	<b>English for school</b> <b>Social science:</b> Families
▶ <b>Song:</b> We're the royal family!		▶ <b>Creativity</b>		▶ <b>Revision</b>

3 My face (pages 30–39)				
<b>Vocabulary</b> eyes, ears, nose, face, teeth, mouth	<b>Grammar</b> • I'm/You're (angry, happy, sad, scared). • Are you (angry)? Yes, I am. / No, I'm not.	<b>Story and value</b> <i>The monster</i> Don't play tricks	<b>Thinking skills</b> • Comparing and analysing visual information • Empathising with others	<b>English for school</b> <b>Music:</b> Music and feelings
▶ <b>Song:</b> Hey, little clown		▶ <b>Creativity</b>		▶ <b>Revision</b>

4 Toys (pages 40–49)				
<b>Vocabulary</b> • ball, kite, rope, teddy bear, doll, plane • seven, eight, nine, ten	<b>Grammar</b> I've got a (ball).	<b>Story and value</b> <i>The ball</i> Working together	<b>Thinking skills</b> • Counting • Paying attention to visual details	<b>English for school</b> <b>Physical education:</b> Let's play outside!
▶ <b>Song:</b> I've got a ball		▶ <b>Creativity</b>		▶ <b>Revision</b>

## 2 Map of the book





**5 My house** (pages 50–59)

<b>Vocabulary</b> bath, cupboard, bed, sofa, table, armchair	<b>Grammar</b> <ul style="list-style-type: none"> <li>in, on, under</li> <li>The (doll) is in the (bath).</li> </ul>	<b>Story and value</b> <i>The cap</i> Listening to people	<b>Thinking skills</b> <ul style="list-style-type: none"> <li>Paying attention to visual details</li> <li>Paying attention to details in instructions</li> </ul>	<b>English for school</b> <b>Geography:</b> Homes
▶ <b>Song:</b> Tidy up!		▶ <b>Creativity</b>		▶ <b>Revision</b>

**6 On the farm** (pages 60–69)

<b>Vocabulary</b> cat, horse, cow, dog, rabbit, sheep	<b>Grammar</b> <ul style="list-style-type: none"> <li>(two) sheep, three (cat)s, I like (cats)</li> <li>My favourite colour is (blue) / (toys) are (planes).</li> </ul>	<b>Story and value</b> <i>I like your colours!</i> Paying compliments	<b>Thinking skills</b> <ul style="list-style-type: none"> <li>Counting</li> <li>Remembering details from a story</li> <li>Associating animals with habitats</li> </ul>	<b>English for school</b> <b>Biology:</b> Animals
▶ <b>Song:</b> The animal boogie		▶ <b>Creativity</b>		▶ <b>Revision</b>

**7 I'm hungry!** (pages 70–79)

<b>Vocabulary</b> carrots, sausages, apples, cakes, ice cream, chips	<b>Grammar</b> <ul style="list-style-type: none"> <li>I like / don't like (carrots).</li> <li>I like / I don't like (blue / cats / dolls).</li> </ul>	<b>Story and value</b> <i>Cakes and ice cream</i> Don't be greedy	<b>Thinking skills</b> <ul style="list-style-type: none"> <li>Identifying missing details</li> <li>Associating food with its source</li> </ul>	<b>English for school</b> <b>Science:</b> Our food
▶ <b>Song:</b> I don't like chips		▶ <b>Creativity</b>		▶ <b>Revision</b>

**8 All aboard!** (pages 80–89)

<b>Vocabulary</b> boat, train, car, scooter, bus, bike	<b>Grammar</b> <ul style="list-style-type: none"> <li>I'm driving / flying / riding / sailing</li> <li>flying a kite, swimming, climbing a tree, running, brushing my teeth, washing my hands</li> </ul>	<b>Story and value</b> <i>Oh what fun!</i> Saying Thank you	<b>Thinking skills</b> <ul style="list-style-type: none"> <li>Associating sound clues with silhouettes</li> <li>Paying attention to visual details</li> <li>Recognising shapes</li> <li>Counting</li> </ul>	<b>English for school</b> <b>Maths:</b> Shapes
▶ <b>Song:</b> We're having fun!		▶ <b>Creativity</b>		▶ <b>Revision</b>

**9 Party clothes** (pages 90–99)

<b>Vocabulary</b> hat, belt, boots, shirt, badge, shoes	<b>Grammar</b> <ul style="list-style-type: none"> <li>I like (biscuits, crisps, salad, sweets).</li> <li>I've got (apples and salad / a ball).</li> </ul>	<b>Story and value</b> <i>Nice work!</i> Tidying up	<b>Thinking skills</b> <ul style="list-style-type: none"> <li>Ranking in order of preference</li> <li>Associating outlines with objects</li> <li>Paying attention to visual details</li> <li>Recognising numbers</li> </ul>	<b>English for school</b> <b>Art:</b> Our clothes
▶ <b>Song:</b> Oh what a wonderful party!		▶ <b>Creativity</b>		▶ <b>Revision</b>

**Chants and songs:** pages 100–102    **Cut-outs:** pages 103–112    **Stickers:** Centre section



# Hello

1 CD1  
02 Listen and sing.



4

Singing for pleasure






1 CD1 04

Listen and point. Then listen and say the names.



2 CD1 05

Listen and point.






1  
Pages  
110-  
112

### Act out.




2

### Ask and answer.



6 I'm (Mike, Leo, Gina, Polly).

**1** CD1  
07 Listen and point.





**2** Move a CD. Look and say the colours.







1 CD1 09

# The water hole




8 Story and values





**2** Think! Find and say the colour.





# 1

# My classroom

**1** CD1  
10 Listen and point. Then listen and say the words.




**2** CD1  
11 Listen and chant.



**10** 1 pencil 2 chair 3 bag 4 rubber 5 book 6 desk



**1**  Listen and colour.




**2**  Listen and act out.





# Listen and sing.












**1** CD1  
17 Listen and say the numbers.





**2** Think! Look and count. Circle the number.



	1	2	3	4	5	6
	1	2	3	4	5	6
	1	2	3	4	5	6
	1	2	3	4	5	6
	1	2	3	4	5	6
	1	2	3	4	5	6



# The pencil







1

**2** Think! Find, count and stick.


Sticker





# Actions at school

**1** CD 1  
20 Listen and say the words.



**2** Play the game.





**1** Think! Think and colour.





1 CD1  
22

Listen and imagine. Then draw your picture.




2

Show your picture to your friends.





1 Play the game.





# Super Minds

Student's Book  
Starter


Are you ready to  
become one of the Super Minds?

This exciting seven-level course, from a highly experienced author team, enhances your students' thinking skills, improving their memory along with their English.

- 🍌 Develop creativity with visualisation exercises and art and craft activities
- 🍌 Explore social values with lively stories
- 🍌 Encourage cross-curricular thinking with fascinating 'English for school' sections

The fabulous Student's Book DVD-ROM features animated stories, interactive games and activities, lively songs with karaoke versions, and fun activities focusing on the key vocabulary and grammar of each unit.

FREE extra resources can be downloaded from [www.cambridge.org/elt/superminds](http://www.cambridge.org/elt/superminds)




Super Minds Level	CEF Level	Cambridge ESOL exams
Level 6	A2-B1	Towards Preliminary
Level 5	A2	Flyers/Key
Level 4	A1	Movers
Level 3		Starters
Level 2		
Level 1		
Starter		

### Starter


Student's Book with DVD-ROM  
Workbook  
Teacher's Book  
Teacher's Resource Book

Class Audio CDs  
Flashcards  
Classware and  
Interactive DVD-ROM

Other resources you can use:



ISBN 978 0521 00658 3



ISBN 978 0521 51574 0

Includes **FREE**  
stickers and  
cut outs!

**CAMBRIDGE**

Super Minds Starter Student's Book with DVD-ROM including



9 780621 148628

237,00

Bookling

rpm